

1997 FINAL STANDINGS

EAST DIVISION							WEST DIVISION								
W	L	T	F	A	PTS	PCT	W	L	T	F	A	PTS	PCT		
Toronto Argonauts	15	3	0	660	327	30	0.833	Edmonton Eskimos	12	6	0	479	400	24	0.667
Montreal Alouettes	13	5	0	509	532	26	0.722	Calgary Stampeders	10	8	0	519	443	20	0.556
Winnipeg Blue Bombers	4	14	0	443	548	8	0.222	Saskatchewan Roughriders	8	10	0	413	479	16	0.444
Hamilton Tiger-Cats	2	16	0	362	549	4	0.111	B.C. Lions	8	10	0	429	536	16	0.444

HOME RECORDS							AWAY RECORDS								
W	L	T	F	A	PTS	PCT	W	L	T	F	A	PTS	PCT		
Toronto Argonauts	9	0	0	332	116	18	1.000	Toronto Argonauts	6	3	0	328	211	12	0.667
Calgary Stampeders	8	1	0	304	175	16	0.889	Edmonton Eskimos	5	4	0	175	206	10	0.556
Montreal Alouettes	8	1	0	298	267	16	0.889	Montreal Alouettes	5	4	0	211	265	10	0.556
Edmonton Eskimos	7	2	0	304	194	14	0.778	Saskatchewan Roughriders	3	6	0	190	261	6	0.333
B.C. Lions	5	4	0	229	219	10	0.556	B.C. Lions	3	6	0	200	317	6	0.333
Saskatchewan Roughriders	5	4	0	223	218	10	0.556	Winnipeg Blue Bombers	2	7	0	236	274	4	0.222
Winnipeg Blue Bombers	2	7	0	207	274	4	0.222	Calgary Stampeders	2	7	0	215	268	4	0.222
Hamilton Tiger-Cats	1	8	0	165	289	2	0.111	Hamilton Tiger-Cats	1	8	0	197	260	2	0.111

EAST VERSUS EAST							WEST VERSUS WEST								
W	L	T	F	A	PTS	PCT	W	L	T	F	A	PTS	PCT		
Toronto Argonauts	9	1	0	384	176	18	0.900	Edmonton Eskimos	6	4	0	252	257	12	0.600
Montreal Alouettes	8	2	0	296	280	16	0.800	Saskatchewan Roughriders	5	5	0	261	238	10	0.500
Hamilton Tiger-Cats	2	8	0	189	307	4	0.200	B.C. Lions	5	5	0	231	277	10	0.500
Winnipeg Blue Bombers	1	9	0	243	349	2	0.100	Calgary Stampeders	4	6	0	252	224	8	0.400

EAST VERSUS WEST							WEST VERSUS EAST								
W	L	T	F	A	PTS	PCT	W	L	T	F	A	PTS	PCT		
Toronto Argonauts	6	2	0	276	151	12	0.750	Edmonton Eskimos	6	2	0	227	143	12	0.750
Montreal Alouettes	5	3	0	213	252	10	0.625	Calgary Stampeders	6	2	0	267	219	12	0.750
Winnipeg Blue Bombers	3	5	0	200	199	6	0.375	B.C. Lions	3	5	0	198	259	6	0.375
Hamilton Tiger-Cats	0	8	0	173	242	0	0.000	Saskatchewan Roughriders	3	5	0	152	241	6	0.375

1997 FINAL SCORES - PRE-SEASON

DATE	VISITING TEAM	HOME TEAM	DATE	VISITING TEAM	HOME TEAM
JUNE 7	CALGARY	24 WINNIPEG	JUNE 13	WINNIPEG	21 SASKATCHEWAN
8	MONTREAL	30 HAMILTON	17	B.C.	18 CALGARY
8	EDMONTON	15 B.C.	18	TORONTO	40 MONTREAL
13	HAMILTON	14 TORONTO	19	SASKATCHEWAN	17 EDMONTON

1997 FINAL SCORES - REGULAR SEASON

DATE	VISITING TEAM	HOME TEAM	DATE	VISITING TEAM	HOME TEAM
JUNE 25	EDMONTON	23 CALGARY	SEPTEMBER 1	EDMONTON	14 CALGARY
26	SASKATCHEWAN	24 B.C.	5	TORONTO	46 HAMILTON
27	HAMILTON	17 MONTREAL	1	CALGARY	20 EDMONTON
27	WINNIPEG	23 TORONTO	6	MONTREAL	38 HAMILTON
JULY 3	MONTREAL	27 WINNIPEG	7	TORONTO	66 WINNIPEG
3	CALGARY	16 B.C.	7	B.C.	12 SASKATCHEWAN
4	EDMONTON	24 SASKATCHEWAN	12	WINNIPEG	28 MONTREAL
6	TORONTO	20 HAMILTON	13	EDMONTON	1 B.C.
9	CALGARY	28 MONTREAL	14	HAMILTON	9 TORONTO
10	B.C.	41 EDMONTON	14	SASKATCHEWAN	24 CALGARY
11	WINNIPEG	33 HAMILTON	19	B.C.	14 WINNIPEG
12	TORONTO	23 SASKATCHEWAN	20	TORONTO	25 EDMONTON
17	HAMILTON	20 TORONTO	21	CALGARY	25 HAMILTON
17	MONTREAL	0 EDMONTON	21	MONTREAL	24 SASKATCHEWAN
18	SASKATCHEWAN	13 CALGARY	26	HAMILTON	33 B.C.
19	WINNIPEG	17 B.C.	28	TORONTO	41 WINNIPEG
24	EDMONTON	34 MONTREAL	28	EDMONTON	15 SASKATCHEWAN
24	TORONTO	34 B.C.	28	MONTREAL	22 CALGARY
25	HAMILTON	36 WINNIPEG	OCTOBER 3	SASKATCHEWAN	29 MONTREAL
26	CALGARY	19 SASKATCHEWAN	4	B.C.	3 TORONTO
31	MONTREAL	8 TORONTO	5	WINNIPEG	25 HAMILTON
31	SASKATCHEWAN	34 EDMONTON	5	CALGARY	32 EDMONTON
AUGUST 1	WINNIPEG	22 CALGARY	10	SASKATCHEWAN	26 B.C.
2	B.C.	42 HAMILTON	11	MONTREAL	21 TORONTO
7	TORONTO	35 CALGARY	12	EDMONTON	20 WINNIPEG
7	WINNIPEG	11 EDMONTON	13	HAMILTON	13 CALGARY
8	SASKATCHEWAN	30 HAMILTON	18	CALGARY	17 TORONTO
9	MONTREAL	45 B.C.	19	WINNIPEG	34 MONTREAL
14	EDMONTON	14 TORONTO	19	HAMILTON	19 SASKATCHEWAN
14	CALGARY	35 WINNIPEG	19	B.C.	7 EDMONTON
15	B.C.	39 SASKATCHEWAN	24	SASKATCHEWAN	9 WINNIPEG
16	HAMILTON	26 MONTREAL	25	EDMONTON	30 HAMILTON
21	SASKATCHEWAN	1 TORONTO	26	TORONTO	38 MONTREAL
21	HAMILTON	24 EDMONTON	26	B.C.	9 CALGARY
22	MONTREAL	26 WINNIPEG			
22	Calgary	23 B.C.			
30	B.C.	33 MONTREAL			
31	WINNIPEG	43 SASKATCHEWAN			

1997 PLAYOFFS

DIVISIONAL SEMI-FINALS					DIVISIONAL FINALS				
NOVEMBER 2	B.C.	35	MONTREAL	45	NOVEMBER 9	MONTREAL	30	TORONTO	37
2	SASKATCHEWAN	33	CALGARY	30	9	SASKATCHEWAN	31	EDMONTON	30

1997 GREY CUP CHAMPIONSHIP

NOVEMBER 16 at COMMONWEALTH STADIUM- EDMONTON, ALBERTA

TORONTO 47 SASKATCHEWAN 23

1997 TEAM STATISTICS

- OFFENCE -

Rank	Most Points Scored	Most Touchdowns Scored	Most Touchdowns Rushing	Most Touchdowns Passing	Most Field Goals	Most 1-Point Converts	Most Singles
1	TOR 660	TOR 72	TOR 22	TOR 49	EDM 41	TOR 77	EDM 11
2	CAL 519	CAL 52	MTL 20	CAL 35	SSK 40	MTL 50	HAM 11
3	MTL 509	MTL 48	WPG 17	EDM 27	WPG 39	CAL 50	MTL 10
4	EDM 479	EDM 43	SSK 17	MTL 26	CAL 39	B.C. 43	SSK 9
5	WPG 443	WPG 42	CAL 17	WPG 24	B.C. 35	EDM 41	CAL 7
6	B.C. 429	B.C. 39	B.C. 17	HAM 24	MTL 34	WPG 40	WPG 6
7	SSK 413	SSK 36	EDM 15	B.C. 21	TOR 33	SSK 34	TOR 5
8	HAM 362	HAM 36	HAM 12	SSK 17	HAM 24	HAM 31	B.C. 3

Rank	Average Points Scored Per Game	Most Plays From Scrimmage	Most Kickoff Return Yards	Most First Downs	Most First Downs Rushing	Most First Downs Passing	Most Yards Total Offence
1	TOR 36.7	TOR 1521	WPG 2145	TOR 433	MTL 150	TOR 260	TOR 7459
2	CAL 28.8	CAL 1473	MTL 1862	CAL 405	TOR 147	CAL 247	CAL 6624
3	MTL 28.3	MTL 1446	CAL 1711	MTL 383	CAL 132	EDM 241	MTL 6404
4	EDM 26.6	EDM 1412	B.C. 1700	EDM 365	B.C. 130	B.C. 198	B.C. 6396
5	WPG 24.6	WPG 1405	HAM 1522	B.C. 345	SSK 124	MTL 197	EDM 6381
6	B.C. 23.8	HAM 1393	TOR 1410	SSK 321	WPG 110	HAM 194	SSK 5801
7	SSK 22.9	B.C. 1388	EDM 1374	HAM 310	HAM 89	WPG 171	WPG 5710
8	HAM 20.1	SSK 1375	SSK 1368	WPG 305	EDM 88	SSK 170	HAM 5560

Rank	Average Yards Offence Per Game	Most Yards Net Rushing	Average Yards Rushing Per Game	Most Times Rushed	Average Gain Per Rush	Most Yards Net Passing	Average Yards Passing Per Game
1	TOR 414.4	MTL 2675	MTL 148.6	MTL 451	WPG 6.2	TOR 5708	TOR 317.1
2	CAL 368.0	B.C. 2109	B.C. 117.2	SSK 400	B.C. 6.0	EDM 5383	EDM 299.1
3	MTL 355.8	TOR 2088	TOR 116.0	WPG 395	MTL 5.9	CAL 4981	CAL 276.7
4	B.C. 355.3	SSK 2054	SSK 114.1	CAL 394	SSK 5.1	B.C. 4714	B.C. 261.9
5	EDM 354.5	WPG 1982	WPG 110.1	EDM 352	WPG 5.0	HAM 4523	HAM 251.3
6	SSK 322.3	CAL 1924	CAL 106.9	B.C. 351	CAL 4.9	MTL 4255	MTL 236.4
7	WPG 317.2	HAM 1547	HAM 85.9	TOR 335	HAM 4.7	SSK 4221	SSK 234.5
8	HAM 308.9	EDM 1344	EDM 74.7	HAM 328	EDM 3.8	WPG 4098	WPG 227.7

Rank	Average Gain Per Pass	Most Passes Attempted	Most Passes Completed	Highest % Pass Completions	Most Times Punted	Highest Punting Average	Most Punt Return Yards
1	EDM 8.2	TOR 703	TOR 447	B.C. 64.5%	HAM 148	TOR 44.9	TOR 1126
2	TOR 8.1	EDM 655	CAL 391	TOR 63.6%	B.C. 146	CAL 44.6	EDM 1064
3	CAL 8.1	CAL 617	B.C. 386	CAL 63.4%	WPG 143	MTL 44.4	B.C. 984
4	MTL 8.0	HAM 601	EDM 381	EDM 58.2%	SSK 135	HAM 43.4	SSK 944
5	B.C. 7.9	B.C. 598	HAM 332	MTL 57.1%	CAL 121	WPG 43.3	WPG 907
6	SSK 7.6	WPG 570	WPG 314	HAM 55.2%	TOR 118	SSK 41.2	CAL 832
7	HAM 7.5	SSK 554	MTL 304	WPG 55.1%	EDM 115	B.C. 40.8	MTL 810
8	WPG 7.2	MTL 532	SSK 287	SSK 51.8%	MTL 111	EDM 40.6	HAM 545

Rank	Fewest Passes Intercepted	Fewest Interception Return Yards	Fewest Times Fumbled	Fewest Fumbles Lost	Fewest Times Penalized	Fewest Yards Penalized	Fewest Quarterback Sacks
1	B.C. 13	MTL 280	TOR 17	CAL 10	EDM 142	EDM 1170	TOR 19
2	CAL 16	CAL 280	CAL 18	WPG 12	SSK 157	TOR 1183	EDM 34
3	MTL 17	B.C. 293	WPG 21	TOR 15	TOR 160	SSK 1310	CAL 37
4	TOR 24	EDM 330	SSK 29	B.C. 19	CAL 178	HAM 1493	WPG 40
5	HAM 26	TOR 379	MTL 31	SSK 20	WPG 185	B.C. 1507	MTL 44
6	WPG 29	WPG 439	B.C. 31	EDM 20	HAM 187	WPG 1519	SSK 49
7	EDM 29	SSK 514	EDM 32	MTL 22	MTL 211	CAL 1572	B.C. 49
8	SSK 31	HAM 574	HAM 39	HAM 24	B.C. 213	MTL 1597	HAM 54

TAKE-AWAYS / GIVE-AWAYS

TEAM	TAKE-AWAYS				GIVE-AWAYS				Total	+/-
	INTs	Fumbles	Downs	Total	INTs	Fumbles	Downs	Total		
TORONTO	29	16	20	65	24	15	8	47	18	
CALGARY	16	16	10	42	16	10	3	29	13	
B.C.	25	19	4	48	13	19	8	40	8	
MONTREAL	24	24	11	59	17	22	16	55	4	
EDMONTON	27	14	10	51	29	20	11	60	-9	
SASKATCHEWAN	16	20	12	48	31	20	7	58	-10	
WINNIPEG	20	18	4	42	29	12	12	53	-11	
HAMILTON	30	15	4	49	26	24	10	60	-11	

- DEFENCE -

Rank	Fewest Points Scored Against	Fewest Touchdowns Scored Against	Fewest Touchdowns Rushing	Fewest Touchdowns Passing	Fewest Field Goals	Average Points Per Game	Fewest Plays From Scrimmage
1	TOR 287	TOR 33	TOR 8	TOR 19	TOR 28	TOR 18.2	TOR 1317
2	EDM 386	EDM 39	EDM 12	EDM 25	CAL 28	EDM 22.2	B.C. 1346
3	CAL 404	SSK 48	CAL 15	CAL 28	MTL 36	MTL 24.6	CAL 1389
4	SSK 455	CAL 49	SSK 16	SSK 29	EDM 36	SSK 26.6	SSK 1450
5	HAM 476	B.C. 56	B.C. 19	HAM 29	HAM 37	MTL 29.6	EDM 1454
6	MTL 496	WPG 57	HAM 20	WPG 30	WPG 38	B.C. 29.8	HAM 1465
7	BC 503	MTL 58	MTL 24	MTL 30	SSK 39	WPG 30.4	MTL 1466
8	WPG 508	HAM 59	WPG 25	B.C. 32	B.C. 43	HAM 30.5	WPG 1526

Rank	Fewest First Downs	Fewest First Downs Rushing	Fewest First Downs Passing	Fewest Yards Total Offence	Average Yards Offence Per Game	Fewest Yards Net Rushing	Average Yards Rushing Per Game
1	TOR 268	TOR 84	TOR 158	TOR 4793	TOR 266	TOR 1468	TOR 81.6
2	B.C. 356	B.C. 115	HAM 207	CAL 6140	CAL 341	CAL 1642	CAL 91.2
3	CAL 364	CAL 116	EDM 209	EDM 6235	EDM 346	MTL 1697	MTL 94.3
4	SSK 365	MTL 118	CAL 212	MTL 6305	MTL 350	B.C. 1966	B.C. 109.2
5	HAM 366	HAM 125	SSK 217	HAM 6339	HAM 352	HAM 1989	HAM 110.5
6	EDM 368	SSK 130	B.C. 220	B.C. 6491	B.C. 361	EDM 2178	EDM 121.0
7	MTL 380	EDM 134	WPG 223	SSK 6765	SSK 376	SSK 2364	SSK 131.3
8	WPG 400	WPG 148	MTL 232	WPG 7267	WPG 404	WPG 2419	WPG 134.4

Rank	Fewest Times Rushed	Average Gain Per Rush	Fewest Yards Net Passing	Average Yards Passing Per Game	Average Gain Per Pass	Fewest Passes Attempted	Fewest Passes Completed
1	TOR 310	MTL 4.6	TOR 3721	TOR 206.7	TOR 6.5	TOR 574	TOR 320
2	CAL 333	TOR 4.7	EDM 4494	EDM 249.7	EDM 7.6	EDM 590	WPG 343
3	B.C. 354	CAL 4.9	HAM 4709	HAM 261.6	HAM 7.6	WPG 591	EDM 345
4	MTL 367	HAM 5.1	SSK 4768	SSK 264.9	CAL 7.6	B.C. 593	HAM 353
5	HAM 393	EDM 5.3	CAL 4848	CAL 269.3	MTL 8.0	SSK 595	B.C. 358
6	WPG 402	SSK 5.4	B.C. 4887	B.C. 271.5	SSK 8.0	HAM 617	SSK 359
7	EDM 413	B.C. 5.6	MTL 5076	MTL 282.0	B.C. 8.2	CAL 634	CAL 378
8	SSK 434	WPG 6.0	WPG 5380	WPG 298.9	WPG 9.1	MTL 636	MTL 386

Rank	Lowest % Passes Completed	Most Pass Interceptions Made	Most Interception Return Yards	Most Quarterback Sacks Made
1	TOR 55.7%	HAM 30	WPG 520	TOR 49
2	HAM 57.2%	TOR 29	EDM 496	EDM 47
3	WPG 58.0%	EDM 27	HAM 428	B.C. 44
4	EDM 58.5%	B.C. 25	B.C. 387	WPG 43
5	CAL 59.6%	MTL 24	SSK 378	HAM 39
6	SSK 60.3%	WPG 20	TOR 359	SSK 36
7	B.C. 60.4%	SSK 16	CAL 291	CAL 36
8	MTL 60.7%	CAL 16	MTL 230	MTL 32

TEAM SCORING

TEAM	TOTAL	PER GAME	TDs RUSH	TDs PASS	2-PT CONV	FIELD GOALS	CONS.	SINGLES.	OTHER POINTS
TORONTO	660	36.6	132	294	4	99	77	14	40
CALGARY	519	28.8	102	216	6	117	50	14	14
MONTREAL	509	28.3	120	156	2	102	50	17	62
EDMONTON	479	26.6	96	162	8	123	41	23	26
WINNIPEG	443	24.6	102	144	2	117	40	8	30
B.C.	429	23.8	102	126	0	105	43	7	46
SASKATCHEWAN	413	22.9	102	102	6	120	34	11	38
HAMILTON	362	20.1	72	144	4	72	31	15	24

TEAM OFFENCE

TEAM	NET YARDS			TEAM LOSSES	RETURN YARDS	SACKS ALLOWED	PENALTY YARDS	TOTAL PLAYS	TD'S	
	TOTAL	RSH	PASS						PASS	RUSH
TORONTO	7,479	2,088	5,708	317	2,436	19	1,183	1,521	49	22
CALGARY	6,624	1,924	4,981	281	2,543	37	1,572	1,473	36	17
MONTREAL	6,402	2,675	4,255	528	2,668	44	1,597	1,446	26	20
B.C.	6,396	2,109	4,714	427	2,585	49	1,507	1,388	21	17
EDMONTON	6,357	1,344	5,383	370	2,400	34	1,170	1,412	27	16
SASKATCHEWAN	5,801	2,054	4,221	474	2,312	49	1,310	1,375	17	17
WINNIPEG	5,710	1,982	4,098	370	3,076	40	1,519	1,405	24	17
HAMILTON	5,558	1,547	4,523	512	2,091	54	1,493	1,393	24	12

**TEAM DEFENCE
ALLOWED**

TEAM	AVG POINTS	TOTAL	AVG YARDS PASSING	RUSHING	PER RUSH	PASS CMP %
TORONTO	18.2	288.4	206.7	81.6	4.7	55.7%
EDMONTON	22.2	370.8	249.7	121.0	5.3	58.5%
CALGARY	24.6	362.1	269.3	91.2	4.9	59.6%
SASKATCHEWAN	26.6	396.2	264.9	131.3	5.4	60.3%
MONTREAL	29.6	376.3	282.0	94.3	4.6	60.7%
B.C.	29.8	380.6	271.5	109.2	5.6	60.4%
WINNIPEG	30.4	432.7	298.9	134.4	6.0	58.0%
HAMILTON	30.5	371.6	261.6	110.5	5.1	57.2%

TEAM PASSING

TEAM	EFF RATING	ATTs	COMPs	PCT	YDs	AVG GAIN	TDs	PCT TD	LONG	INT	PCT INT
TORONTO	97.7	703	446	63.4%	5698	8.1	49	7.0%	78	24	3.4%
CALGARY	97.2	617	391	63.4%	4981	8.1	36	5.8%	52	16	2.6%
BRITISH COLUMBIA	91.4	598	386	64.5%	4714	7.9	21	3.5%	73	13	2.2%
MONTREAL	86.0	532	304	57.1%	4255	8.0	26	4.9%	65	17	3.2%
EDMONTON	80.3	655	831	58.2%	5414	8.3	27	4.1%	71	29	4.4%
HAMILTON	74.6	602	332	55.1%	4523	7.5	24	4.0%	81	26	4.3%
WINNIPEG	70.8	570	314	55.1%	4098	7.2	24	4.2%	105	29	5.1%
SASKATCHEWAN	63.9	554	287	51.8%	4221	7.6	17	3.1%	86	31	5.6%

TEAM RUSHING

TEAM	TOTAL RUSHES	PER GAME	RUSHES AS % OF TOTAL	RUSHES PER TD	LONGEST	TOTAL TDS	TOTAL YARDAGE
MONTREAL	451	25.1	31.2%	22.6	60	20	2675
SASKATCHEWAN	400	22.2	29.1%	23.5	40	17	2054
WINNIPEG	395	21.9	28.1%	23.2	52	17	1982
CALGARY	394	21.9	26.7%	23.2	34	17	1924
EDMONTON	352	19.6	24.9%	22.0	35	16	1344
B.C.	351	19.5	25.3%	20.6	54	17	2109
TORONTO	335	18.6	22.0%	15.2	78	22	2088
HAMILTON	328	18.2	23.5%	27.3	64	12	1547

FIRST DOWNS

TEAM	PER GAME	TOTAL	PASS	RUSH	PENALTY	PASS ATT/ 1ST DOWN	RUSHES/ 1ST DOWN	GAME HIGH 1ST DOWNS
TORONTO	24.1	433	260	147	26	2.7	2.3	31
CALGARY	22.5	405	247	132	26	2.5	3.0	30
MONTREAL	21.3	383	197	150	36	2.7	3.0	30
EDMONTON	20.3	365	241	88	38	2.7	4.0	33
B.C.	19.2	345	198	130	17	3.0	2.7	31
SASKATCHEWAN	17.8	321	170	124	27	3.3	3.2	24
HAMILTON	17.2	310	194	89	27	3.1	3.7	27
WINNIPEG	16.9	305	171	110	24	3.3	3.6	23

KICKING

TEAM	TOTAL POINTS KICKING		FIELD GOALS			LONGEST	EXTRA POINTS		
	ATT	MADE	ATT	MADE	%		ATT	MADE	%
TORONTO	176	43	33	33	76.7%	51	77	100.0%	
CALGARY	167	51	39	39	76.5%	52	50	100.0%	
EDMONTON	164	56	41	41	73.2%	52	41	100.0%	
WINNIPEG	157	54	39	39	72.2%	56	40	100.0%	
SASKATCHEWAN	154	57	40	40	70.2%	52	34	100.0%	
MONTREAL	152	52	34	34	65.4%	52	50	100.0%	
B.C.	148	45	35	35	77.8%	50	43	100.0%	
HAMILTON	103	42	24	24	57.1%	57	31	100.0%	

1997 INDIVIDUAL STATISTICS

SCORING - TOUCHDOWNS

PLAYER	TEAM	TDS	RUSH	REC	RET	OP	TP	PLAYER	TEAM	TDS	RUSH	REC	RET	OP	TP
DRUMMOND, D	TOR	18	12	6	0	0	108	FORD, D	CAL	1	0	1	0	0	6
MITCHELL, D	TOR	17	0	17	0	0	102	SELLERS, M	EDM	1	1	0	0	0	6
WILLIAMS, R	WPG	16	16	0	0	0	96	HUMPHRIES, L	B.C.	1	0	0	0	1	6
CLEMONS, M	TOR	15	4	10	1	0	90	FLEETWOOD, M	HAM	1	1	0	0	0	6
STEGALL, M	WPG	14	0	14	0	0	84	GORDON, C	MTL	1	0	0	0	1	6
BURSE, T	EDM	13	13	0	0	0	78	EUROPE, T	MTL	1	0	0	0	1	6
PRINGLE, M	MTL	13	12	1	0	0	78	GRAVELY, T	MTL	1	0	0	0	1	6
ARMSTRONG, C	MTL	12	0	12	0	0	72	BOYKO, B	WPG	1	0	1	0	0	6
ANDERSON, K	CAL	11	9	2	0	0	66	GRAVES, M	MTL	1	1	0	0	0	6
JACKSON, A	B.C.	10	0	10	0	0	60	BERNARD, R	MTL	1	0	0	0	1	6
VAUGHN, T	CAL	9	0	9	0	0	54	KNIGHT, L	HAM	1	0	1	0	0	6
FLUTIE, D	EDM	9	0	9	0	0	54	WILLIAMS, K	HAM	1	0	0	0	1	6
PITTS, A	CAL	9	0	9	0	0	54	O'DAY, J	TOR	1	0	1	0	0	6
ALLEN, D	B.C.	8	8	0	0	0	48	KIRWAN, A	TOR	1	0	1	0	0	6
SAUNDERS, M	SSK	8	5	3	0	0	48	HAMPTON, W	CAL	1	0	0	0	1	6
GORDON, R	EDM	7	0	7	0	0	42	MALVEAUX, F	TOR	1	0	1	0	0	6
GARCIA, J	CAL	7	7	0	0	0	42	PERRIN, K	WPG	1	0	0	0	1	6
CLIMIE, J	MTL	6	0	6	0	0	36	HEPPELL, B	MTL	1	0	0	0	1	6
MOORE, T	CAL	6	0	6	0	0	36	SZARKA, C	SSK	1	0	1	0	0	6
HAM, T	MTL	6	6	0	0	0	36	McMILLON, T	SSK	1	0	0	0	1	6
GRIGG, A	HAM	6	1	5	0	0	36	JOURDAIN, Y	HAM	1	0	1	0	0	6
DANIELSEN, V	CAL	6	0	6	0	0	36	MONTANA, D	TOR	1	0	1	0	0	6
FLUTIE, D	TOR	5	5	0	0	0	30	STEINAUER, O	HAM	1	0	0	0	1	6
MILLINGTON, S	B.C.	5	5	0	0	0	30	GUESS, T	HAM	1	0	1	0	0	6
AMERSON, A	HAM	5	4	1	0	0	30	WIMBLEY, P	HAM	1	0	1	0	0	6
NARCISSE, D	SSK	5	0	5	0	0	30	CUNNINGHAM, J	B.C.	1	0	1	0	0	6
MASSOTTI, P	TOR	5	0	5	0	0	30	McMANUS, D	EDM	1	1	0	0	0	6
SHIPMAN, A	B.C.	5	1	3	1	0	30	FLOYD, G	HAM	1	0	1	0	0	6
PHILPOT, C	B.C.	4	3	1	0	0	24	MAEVA, D	B.C.	1	0	0	0	1	6
HARRIS, R	EDM	4	0	3	1	0	24	KELLY, M	B.C.	1	0	0	0	1	6
MAYFIELD, C	SSK	4	0	4	0	0	24	MEYER, R	CAL	1	0	1	0	0	6
LONG, T	WPG	4	0	4	0	0	24	ROGERS, J	WPG	1	0	1	0	0	6
FARTHING, D	SSK	4	0	4	0	0	24	JOSEPH, D	SSK	1	0	0	0	1	6
COLEMAN, M	MTL	4	0	4	0	0	24	SMITH, L	TOR	1	0	0	0	1	6
THORNTON, B	HAM	4	0	4	0	0	24	WARE, A	TOR	1	1	0	0	0	6
BROWN, E	EDM	4	0	4	0	0	24	WILHITE, K	HAM	1	0	0	0	1	6
SLACK, R	SSK	4	4	0	0	0	24	ULMER, T	SSK	1	0	0	1	0	6
DAWSON, D	WPG	3	0	1	1	1	18	SOLES, M	MTL	1	1	0	0	0	6
O'BANNON, T	WPG	3	0	3	0	0	18	SIMMONS, M	TOR	1	0	0	0	1	6
DANIELS, S	SSK	3	3	0	0	0	18	MONTGOMERY, T	WPG	1	1	0	0	0	6
FOGGIE, R	HAM	3	3	0	0	0	18	WEST, F	HAM	1	0	0	0	1	6
BLAIR, D	EDM	3	0	3	0	0	18								
DMYTRYSHYN, D	TOR	3	0	3	0	0	18								
MASON, K	SSK	3	3	0	0	0	18								
TREVATHAN, M	B.C.	3	0	3	0	0	18								
THOMPSON, L	B.C.	3	0	3	0	0	18								
PLESS, W	EDM	2	1	1	0	0	12								
WILLIAMS, H	EDM	2	0	1	1	0	12								
WILLIAMS, N	MTL	2	0	2	0	0	12								
MIMBS, R	SSK	2	2	0	0	0	12								
THOMAS, M	HAM	2	1	1	0	0	12								
ROBERTSON, V	B.C.	2	0	0	0	2	12								
WRIGHT, C	MTL	2	0	0	2	0	12								
BOYKO, A	WPG	2	0	2	0	0	12								
BAILEY, F	CAL	2	0	2	0	0	12								
MYERS, S	EDM	2	0	2	0	0	12								
DUCLAIR, F	CAL	2	1	0	0	1	12								
SMITH, A	HAM	2	0	2	0	0	12								
NASH, H	MTL	2	0	0	0	2	12								
REED, K	EDM	2	0	0	0	2	12								
JACKSON, J	TOR	2	0	2	0	0	12								
GIVENS, R	TOR	2	0	0	0	2	12								
WINFIELD, E	HAM	2	0	2	0	0	12								
MORREALE, M	HAM	2	0	2	0	0	12								
SMITH, A	TOR	2	0	0	0	2	12								
CALVILLO, A	HAM	2	2	0	0	0	12								



1997 CFL Touchdown Leader
Robert Drummond, Toronto

SCORING - KICKING

Player	Team	Total	FGs	Cons	MFG Singles	KO Singles	Punting Singles	Player	Team	Total	FGs	Converts	MFG Singles	KO Singles	Punting Singles
VANDERJAGT	TOR	190	99	77	5	2	7	OSBALDISTON	HAM	118	72	31	11	0	4
FLEMING	EDM	187	123	41	11	3	9	MARTINO	CAL	7	0	0	0	0	7
McLOUGHLIN	CAL	174	117	50	7	0	0	CAMERON	WPG	1	0	0	0	0	1
BAKER	MTL	169	102	50	10	1	6								
McCALLUM	SSK	165	120	34	9	0	2								
WESTWOOD	WPG	164	117	40	6	1	0								
PASSAGLIA,	B.C.	155	105	43	3	0	4								

COMBINED YARDS

PLAYER	TEAM	COMBINED YARD	RUSH YARD	PUNT		KO		MFG	PLAYER	TEAM	ALL PURPOSE YARD	RUSH YARD	PUNT		KO		MFG
				REC YARD	RET YARD	RET YARD	RET YARD	RET YARD					RET YARD	RET YARD	RET YARD	RET YARD	RET YARD
CLEMONS, M	TOR	3,840	315	1085	1070	1117	253		KNIGHT, L	HAM	169	41	116	0	12	0	
PRINGLE, M	MTL	2,567	1775	313	0	479	0		DAVIS, R	WPG	165	0	0	144	21	0	
WILLIAMS, H	EDM	2,242	10	126	821	1105	180		ENGLISH, A	B.C.	164	4	125	8	27	0	
WRIGHT, C	MTL	2,171	0	106	771	1088	206		WALL, M	MTL	156	0	64	0	92	0	
STEGALL, M	WPG	1,982	21	1616	146	199	0		MALVEAUX, F	TOR	153	0	88	0	65	0	
DRUMMOND, R	TOR	1,974	1134	840	0	0	0		KEMP, J	EDM	147	147	0	0	0	0	
COLEMAN, A	B.C.	1,929	0	0	481	1297	151		DANIELS, S	SSK	141	31	110	0	0	0	
SHIPMAN, A	B.C.	1,918	6	483	665	751	13		FOGGIE, R	HAM	138	138	0	0	0	0	
DAWSON, D	WPG	1,692	46	339	525	667	115		MAZZOLI, N	B.C.	136	0	136	0	0	0	
MITCHELL, D	TOR	1,578	6	1457	0	17	98		SMITH, L	TOR	134	0	0	0	94	40	
VAUGHN, T	CAL	1,516	13	1020	326	157	0		WINANS, T	SSK	133	0	74	0	59	0	
ANDERSON, K	CAL	1,499	1088	227	0	184	0		JACKSON, J	TOR	130	0	130	0	0	0	
WILLIAMS, R	WPG	1,432	1120	258	0	54	0		BROWN, W	HAM	109	24	35	0	50	0	
ARMSTRONG, C	MTL	1,418	0	1411	0	7	0		YARGAS, C	WPG	108	108	0	0	0	0	
FLUTIE, D	EDM	1,348	35	1313	0	0	0		SHAW, T	B.C.	104	0	104	0	0	0	
MILLINGTON, S	B.C.	1,334	865	469	0	0	0		FLEETWOOD, M	HAM	96	96	0	0	0	0	
THOMPSON, L	B.C.	1,323	0	746	224	353	0		YAMAOKA, B	B.C.	94	62	32	0	0	0	
JACKSON, A	B.C.	1,322	0	1322	0	0	0		NOEL, D	HAM	78	11	61	0	6	0	
BLOUNT, E	EDM	1,246	672	365	9	200	0		SZARKA, C	SSK	78	0	78	0	0	0	
HARRIS, R	EDM	1,241	12	703	215	311	0		JOSEPH, D	SSK	76	0	0	0	0	76	
CLIMIE, J	MTL	1,214	0	1214	0	0	0		GRAHAM, S	WPG	69	0	69	0	0	0	
DANIELSEN, V	CAL	1,175	0	1174	0	1	0		BOLDUC, A	EDM	69	17	52	0	0	0	
GORDON, R	EDM	1,111	7	1073	13	18	0		HITCHCOCK, R	HAM	68	0	0	0	58	10	
MONTGOMERY, T	WPG	1,080	301	139	0	640	0		GUESS, T	HAM	65	0	65	0	0	0	
AMERSON, A	HAM	1,078	630	414	0	34	0		EVRAIRE, K	HAM	62	0	62	0	0	0	
MAYFIELD, C	SSK	1,034	0	699	97	196	42		DUCLAIR, F	CAL	61	61	0	0	0	0	
MASOTTI, P	TOR	1,011	0	1011	0	0	0		WARE, A	TOR	60	60	0	0	0	0	
FARTHING, D	SSK	964	0	959	5	0	0		JOSEPH, D	SSK	58	35	23	0	0	0	
NARCISSE, D	SSK	950	0	950	0	0	0		DINNALL, D	SSK	55	0	0	12	43	0	
MOORE, T	CAL	934	3	931	0	0	0		MONTANA, D	TOR	53	0	53	0	0	0	
SAUNDERS, M	SSK	913	588	294	5	26	0		SMITH, A	TOR	51	0	0	51	0	0	
PITTS, A	CAL	885	0	885	0	0	0		IZQUIERDO, J	CAL	49	0	40	0	9	0	
BLAIR, D	EDM	860	0	623	221	0	16		FLEMING, S	EDM	47	22	25	0	0	0	
TREVATHAN, M	B.C.	850	0	846	4	0	0		FRERS, G	B.C.	41	0	0	0	41	0	
PHILPOT, C	B.C.	843	304	294	5	224	16		LEE, J	TOR	41	0	0	0	41	0	
ALLEN, D	B.C.	837	837	0	0	0	0		THOMAS, E	MTL	35	0	0	0	13	22	
GRIER, P	SSK	829	87	54	232	430	26		BAKER, T	MTL	35	35	0	0	0	0	
BROWN, E	EDM	822	0	822	0	0	0		JEAN-PIERRE, L	WPG	34	34	0	0	0	0	
GARCIA, J	CAL	727	727	0	0	0	0		REED, K	EDM	32	0	32	0	0	0	
RUFFIN, A	HAM	721	0	0	57	664	0		KNOX, K	HAM	30	0	30	0	0	0	
SMITH, A	HAM	669	0	452	0	217	0		CASOLA, N	TOR	30	0	17	0	13	0	
WIMBLEY, P	HAM	637	0	637	0	0	0		HARDY, C	EDM	27	0	27	0	0	0	
THORNTON, B	HAM	586	0	586	0	0	0		WILTSHIRE, K	TOR	27	0	0	0	27	0	
HAM, T	MTL	584	584	0	0	0	0		CARAVATTA, G	B.C.	26	26	0	0	0	0	
ROGERS, J	WPG	575	-1	576	0	0	0		VANDERJAGT, M	TOR	25	25	0	0	0	0	
MIMBS, R	SSK	567	493	74	0	0	0		GRAVES, M	MTL	24	24	0	0	0	0	
BURSE, T	EDM	563	254	309	0	0	0		McMANUS, D	EDM	24	24	0	0	0	0	
GRIGG, A	HAM	545	0	529	16	0	0		ANTOINE, A	MTL	22	0	17	0	5	0	
LONG, T	WPG	542	7	385	0	150	0		PHILYAW, R	WPG	22	22	0	0	0	0	
FLUTIE, D	TOR	542	542	0	0	0	0		O'DAY, J	TOR	21	0	21	0	0	0	
COLEMAN, M	MTL	494	0	427	23	44	0		PITCHER, D	WPG	21	0	4	0	17	0	
BAKER, S	B.C.	471	7	191	98	155	20		MEYER, R	CAL	21	0	21	0	0	0	
WINFIELD, E	HAM	468	0	462	6	0	0		ROBERTS, J	EDM	20	0	0	0	20	0	
DMYTRYSHYN, D	TOR	468	0	468	0	0	0		CRANDELL, M	EDM	18	18	0	0	0	0	
MORREALE, M	HAM	466	0	466	0	0	0		McCALLUM, P	SSK	17	17	0	0	0	0	
SOLES, M	MTL	422	123	299	0	0	0		BATTLE, G	WPG	17	0	17	0	0	0	
ALFORD, T	WPG	419	0	359	0	60	0		DONALDSON, D	B.C.	14	0	0	0	14	0	
JOURDAIN, Y	HAM	419	56	113	0	250	0		MARTINO, A	CAL	14	14	0	0	0	0	
KIRWAN, A	TOR	416	0	416	0	0	0		WESTWOOD, T	WPG	14	0	14	0	0	0	
SLACK, R	SSK	406	406	0	0	0	0		HOLLIDAY, M	HAM	14	7	7	0	0	0	
ULMER, T	SSK	397	0	0	330	67	0		GOODS, B	EDM	14	0	0	0	14	0	
WALTERS, R	SSK	393	0	368	0	25	0		PLESS, W	EDM	14	2	12	0	0	0	
MASON, K	SSK	382	387	-5	0	0	0		WILCOX, G	CAL	13	0	13	0	0	0	
WILLIAMS, N	MTL	380	0	336	0	44	0		DICKENSON, D	CAL	11	11	0	0	0	0	
McDOUGAL, K	WPG	308	308	0	0	0	0		BENEFIELD, D	B.C.	10	0	0	0	10	0	
MYERS, S	EDM	298	0	298	0	0	0		SMITH, D	TOR	10	0	0	0	10	0	
O'BANNON, T	WPG	291	0	291	0	0	0		CRYSDALE, J	CAL	10	0	10	0	0	0	
BAKER, S	SSK	288	0	8	43	237	0		DuBUC, M	TOR	9	4	5	0	0	0	
BOYKO, A	WPG	280	0	280	0	0	0		LEWIS, C	CAL	9	0	9	0	0	0	
TOBERT, M	EDM	276	0	276	0	0	0		WEST, F	HAM	9	0	0	9	0	0	
BOYKO, B	WPG	272	19	247	6	0	0		GIDDINGS, R	MTL	9	0	0	0	9	0	
WILHITE, K	HAM	266	0	0	203	34	29		BEVILL, B	SSK	6	0	0	6	0	0	
THOMAS, M	HAM	262	112	150	0	0	0		McGRIGGS, L	HAM	5	0	5	0	0	0	
HASKINS, T	MTL	260	134	15	17	94	0		FLOYD, G	HAM	5	0	5	0	0	0	
STEINAUER, O	HAM	252	0	0	137	97	18		BURKE, P	SSK	4	0	0	4	0	0	
FORDE, D	CAL	247	8	239	0	0	0		SMALL, D	SSK	4	0	0	0	4	0	
CALVILLO, A	HAM	242	242	0	0	0	0		McLENNAN, S	CAL	4	0	0	0	0	4	
ROGERS, S	HAM	238	0	0	117	100	21		RODGERS, T	WPG	3	0	0	0	3	0	
BAILEY, F	CAL	218	0	130	25	63	0		HUNTER, M	EDM	3	0	0	0	3	0	
CUNNINGHAM, J	B.C.	212	0	85	9	118	0		NORD, K	HAM	2	2	0	0	0	0	
SELLERS, M	EDM	204	133	57	0	14	0										
ELBERG, B	WPG	197	1	0	0	196	0										
GAYLE, R	B.C.	185	0	0	57	128	0										
CAWLEY, M	HAM	181	181	0	0	0	0										

PASSING EFFICIENCY

PLAYER	TEAM	EFF	ATTS	CMP	PCT	TOTAL			PLAYER	TEAM	EFF	ATTS	CMP	PCT	TOTAL		
						YDS	TDs	INT							YDS	TDs	INT
FLUTIE, D	TOR	97.8	673	430	63.9%	5505	47	24	FOGGIE, R	HAM	70.2	179	99	55.3%	1345	5	8
GARCIA, J	CAL	97.0	566	354	62.5%	4573	33	14	SLACK, R	SSK	69.6	326	172	52.8%	2423	9	13
ALLEN, D	B.C.	93.5	583	378	64.8%	4653	21	11	VARGAS, C	WPG	65.3	385	201	52.2%	2618	15	20
HAM, T	MTL	88.6	460	261	56.7%	3687	23	12									
McMANUS, D	EDM	85.9	488	293	60.0%	4099	22	19									
CALVILLO, A	HAM	80.6	278	160	57.6%	2177	12	11									
McDOUGAL, K	WPG	79.1	162	98	60.5%	1274	7	8									

PASSING EFFICIENCY is used as an overall rating of a quarterback. A quarterback must throw an average of 20 passes per game in order to be eligible. Four passing statistics are used to determine Passing Efficiency: completion percentage, average gain per pass attempted, percentage of interceptions to attempts, and percentage of touchdowns to attempts. In calculating Passing Efficiency, the numbers generated by calculating the four statistics involved are added together. Because of the addition, it is possible to have passing efficiencies over 100.

PASS COMPLETION PERCENTAGE
(ALL QUARTERBACKS)

PLAYER	TEAM	PCT	ATTS	COMPS	TDs	INTS	TOTAL YARDS	PLAYER	TEAM	PCT	ATTS	COMPS	TDs	INTS	TOTAL YARDS
McCULLOUGH, J	HAM	66.7%	9	6	0	2	127	KEMP, J	EDM	53.3%	150	80	3	9	1,175
ALLEN, D	B.C.	64.8%	583	378	21	11	4,653	SLACK, R	SSK	52.8%	326	172	9	13	2,423
FLUTIE, D	TOR	63.9%	673	430	47	24	5,505	VARGAS, C	WPG	52.2%	385	201	15	20	2,618
GARCIA, J	CAL	62.5%	566	354	33	14	4,573	MASON, K	SSK	50.4%	228	115	8	18	1,798
McDOUGAL, K	WPG	60.5%	162	98	7	8	1,274	FLEETWOOD, M	HAM	46.8%	47	22	0	1	216
McMANUS, D	EDM	60.0%	488	293	22	19	4,099	CRANDELL, M	EDM	38.5%	13	5	1	1	71
GRAVES, M	MTL	59.7%	72	43	3	5	568	NORD, K	HAM	0.0%	5	0	0	0	0
PHILYAW, R	WPG	58.8%	17	10	1	1	81								
WARE, A	TOR	57.7%	26	15	2	0	193								
CALVILLO, A	HAM	57.6%	278	160	12	11	2,177								
HAM, T	MTL	56.7%	460	261	23	12	3,687								
FOGGIE, R	HAM	55.3%	179	99	5	8	1,345								
CAWLEY, M	HAM	54.4%	79	43	5	4	547								

PASS RECEPTIONS

PLAYER	TEAM	REC	YARDS	AVE	LG	TDs	PLAYER	TEAM	REC	YARDS	AVE	LG	TDs
CLEMONS, M	TOR	122	1085	8.9	56	10	WILLIAMS, N	MTL	25	336	13.4	45	2
DANIELSEN, V	CAL	91	1174	12.9	52	6	WALTERS, R	SSK	25	368	14.7	26	0
FLUTIE, D	EDM	90	1313	14.6	51	9	BAKER, S	B.C.	23	191	8.3	26	0
CLIMIE, J	MTL	89	1214	13.6	43	6	DMYTRYSHYN, D	TOR	22	468	21.3	78	3
DRUMMOND, R	TOR	85	840	9.9	75	6	TOBERT, M	EDM	22	276	12.5	38	0
VAUGHN, T	CAL	81	1020	12.6	37	9	KIRWAN, A	TOR	21	416	19.8	59	1
ARMSTRONG, C	MTL	80	1411	17.6	65	12	FORDE, D	CAL	20	239	11.9	27	1
JACKSON, A	B.C.	79	1322	16.7	73	10	O'BANNON, T	WPG	20	291	14.6	41	3
MITCHELL, D	TOR	77	1457	18.9	71	17	MONTGOMERY, T	WPG	16	139	8.7	38	0
MASOTTI, P	TOR	77	1011	13.1	51	5	MYERS, S	EDM	15	298	19.9	69	2
MOORE, T	CAL	72	931	12.9	41	6	JOURDAIN, Y	HAM	14	113	8.1	33	1
THOMPSON, L	B.C.	71	746	10.5	45	3	MAZZOLI, N	B.C.	14	136	9.7	16	0
GORDON, R	EDM	71	1073	15.1	39	7	DANIELS, S	SSK	14	110	7.9	31	0
NARCISSE, D	SSK	64	950	14.8	47	5	BAILEY, F	CAL	13	130	10.0	35	2
STEGALL, M	WPG	61	1616	26.5	105	14	THOMAS, M	HAM	13	150	11.5	62	1
FARTHING, D	SSK	58	959	16.5	56	4	JACKSON, J	WPG	12	130	10.8	35	2
BROWN, E	EDM	54	822	15.2	71	4	ENGLISH, A	B.C.	12	125	10.4	21	0
PITTS, A	CAL	53	885	16.7	43	8	KNIGHT, L	HAM	12	116	9.7	22	1
ROGERS, J	WPG	52	576	11.1	44	1	WRIGHT, C	MTL	10	106	10.6	32	0
TREVATHAN, M	B.C.	49	846	17.3	45	3	MIMBS, R	SSK	10	74	7.4	23	0
MILLINGTON, S	B.C.	49	469	9.6	29	0	MALVEAUX, F	TOR	9	88	9.8	30	1
HARRIS, R	SSK	47	703	15.0	59	3	WILLIAMS, H	EDM	8	126	15.8	38	1
SHIPMAN, A	B.C.	45	483	10.7	66	3	CUNNINGHAM, J	B.C.	8	85	10.6	39	1
BLOUNT, E	EDM	44	365	8.3	31	0	GRAHAM, S	WPG	8	69	8.6	16	0
WIMBLEY, P	HAM	42	637	15.2	69	1	YAMAOKA, B	B.C.	7	32	4.6	17	0
AMERSON, A	HAM	40	414	10.4	46	1	SZARKA, C	SSK	7	78	11.1	21	1
MORREALE, M	HAM	38	466	12.3	48	2	EVRAIRE, K	HAM	7	62	8.9	20	0
DAWSON, D	WPG	37	339	9.2	21	1	SHAW, T	B.C.	6	104	17.3	30	0
MAYFIELD, C	SSK	36	699	19.4	86	4	GRIER, P	SSK	6	54	9.0	20	0
PHILPOT, C	B.C.	36	294	8.2	23	1	SELLERS, M	EDM	5	57	11.4	21	0
BLAIR, D	EDM	36	623	17.3	47	3	NOEL, D	HAM	5	61	12.2	26	0
SMITH, A	HAM	35	452	12.9	49	2	WINANS, T	SSK	5	74	14.8	40	0
THORNTON, B	HAM	34	586	17.2	47	4	MONTANA, D	TOR	4	53	13.3	15	1
PRINGLE, M	MTL	33	313	9.5	35	1	IZQUIERDO, J	CAL	3	40	13.3	22	0
ANDERSON, K	CAL	31	227	7.3	23	2	JOSEPH, D	SSK	3	23	7.7	14	0
COLEMAN, M	MTL	31	427	13.8	35	4	GUESS, T	HAM	3	65	21.7	50	1
BOYKO, A	WPG	30	280	9.3	29	2	WALL, M	MTL	3	64	21.3	34	0
WILLIAMS, R	WPG	30	258	8.6	23	0	KNOX, K	HAM	3	30	10.0	12	0
LONG, T	WPG	29	385	13.3	47	4	HOLLIDAY, M	HAM	2	7	3.5	6	0
BOYKO, B	WPG	29	247	8.5	25	1	FLOYD, G	HAM	2	5	2.5	4	1
BURSE, T	EDM	29	309	10.7	27	0	DuBUC, M	TOR	2	5	2.5	4	0
WINFIELD, E	HAM	29	462	15.9	59	2	CASOLA, N	TOR	2	17	8.5	10	0
ALFORD, T	HAM	28	359	12.8	65	0	BOLDUC, A	EDM	2	52	26.0	41	0
GRIGG, A	HAM	26	529	20.3	81	5	HASKINS, T	MTL	2	15	7.5	10	0
SOLES, M	MTL	26	299	11.5	31	0	BROWN, W	HAM	2	35	17.5	33	0
SAUNDERS, M	SSK	25	294	11.8	27	3	O'DAY, J	TOR	2	21	10.5	16	1

PASS RECEPTIONS (CONT'D)

PLAYER	TEAM	REC	YARDS	AVE	LG	TDs
WESTWOOD, T	WPG	1	14	14.0	14	0
WILCOX, G	CAL	1	13	13.0	13	0
CRYSDALE, J	CAL	1	10	10.0	10	0
BATTLE, G	WPG	1	17	17.0	17	0
FLEMING, S	EDM	1	25	25.0	25	0
BAKER, S	SSK	1	8	8.0	8	0
REED, K	EDM	1	32	32.0	32	0
ANTOINE, A	MTL	1	17	17.0	17	0
KISELAK, M	TOR	1	-3	-3.0	0	0
PLESS, W	EDM	1	12	12.0	12	1
McGRIGGS, L	HAM	1	5	5.0	5	0
FLUTIE, D	TOR	1	0	0.0	0	0
SIMMONS, C	HAM	1	0	0.0	0	0
LEWIS, C	CAL	1	9	9.0	9	0
HARDY, C	EDM	1	27	27.0	27	0
PITCHER, D	WPG	1	4	4.0	4	0
MEYER, R	CAL	1	21	21.0	21	1




DARREN FLUTIE


RUSHING

PLAYER	TEAM	ATTS	YDS	AVE	LG	TDs
PRINGLE, M	MTL	306	1775	5.8	60	12
ANDERSON, K	CAL	246	1088	4.4	34	9
WILLIAMS, R	WPG	211	1120	5.3	52	16
DRUMMOND, R	TOR	181	1134	6.3	78	12
BLOUNT, E	EDM	177	672	3.8	24	0
MILLINGTON, S	B.C.	153	865	5.7	54	5
AMERSON, A	HAM	144	630	4.4	64	4
GARCIA, J	CAL	135	727	5.4	28	7
SAUNDERS, M	SSK	132	588	4.5	36	5
MIMBS, R	SSK	113	493	4.4	26	2
ALLEN, D	B.C.	111	837	7.5	28	8
FLUTIE, D	TOR	92	542	5.9	34	5
HAM, T	MTL	82	584	7.1	41	6
BURSE, T	EDM	80	254	3.2	26	13
PHILPOT, C	B.C.	68	304	4.5	48	3
MONTGOMERY, W	WPG	66	301	4.6	39	1
SLACK, R	SSK	53	406	7.7	36	4
MASON, K	SSK	53	387	7.3	40	3
CALVILLO, A	HAM	53	242	4.6	29	2
CLEMONS, M	TOR	50	315	6.3	47	4
SELLERS, M	EDM	40	133	3.3	11	0
McDOUGAL, K	WPG	34	308	9.1	33	0
SOLES, M	MTL	34	123	3.6	10	1
FOGGIE, R	HAM	32	138	4.3	22	3
THOMAS, M	HAM	27	112	4.1	27	1
DAWSON, D	WPG	23	46	2.0	8	0
VARGAS, C	WPG	22	108	4.9	17	0
CAWLEY, M	HAM	20	181	9.1	25	0
KEMP, J	EDM	20	147	7.3	17	0
GRIER, P	SSK	19	87	4.6	17	0
HASKINS, T	MTL	18	134	7.4	30	0
FLEETWOOD, M	HAM	14	96	6.9	17	1
JOURDAIN, Y	HAM	13	56	4.3	14	0
DANIELS, S	SSK	13	31	2.4	7	3
DUCLAIR, F	CAL	12	61	5.1	9	1
KNIGHT, L	HAM	12	41	3.4	9	0
McMANUS, D	EDM	12	24	2.0	12	1
JOSEPH, D	SSK	11	35	3.2	7	0
JEAN-PIERRE, L	WPG	10	34	3.4	13	0
GRAVES, M	MTL	9	24	2.7	7	1
YAMAOKA, B	B.C.	8	62	7.8	18	0
BROWN, W	HAM	8	24	3.0	12	0
SHIPMAN, A	B.C.	7	6	0.9	7	1
WARE, A	TOR	6	60	10.0	39	1
PHILYAW, R	WPG	6	22	3.7	12	0
BOYKO, B	WPG	6	19	3.2	5	0
BOLDUC, A	EDM	6	17	2.8	9	0
STEGALL, M	WPG	5	21	4.2	9	0
WILLIAMS, H	EDM	5	10	2.0	5	0
DICKENSON, D	CAL	4	11	2.8	5	0
GORDON, R	EDM	4	7	1.8	8	0
PLESS, W	EDM	4	2	0.5	1	1
McCALLUM, P	SSK	3	17	5.7	7	0
HARRIS, R	EDM	3	12	4.0	8	0
BAKER, T	MTL	2	35	17.5	24	0
CARAVATTA, G	B.C.	2	26	13.0	19	0
VANDERJAGT, M	TOR	2	25	12.5	13	0
CRANDELL, M	EDM	2	18	9.0	25	0
VAUGHN, T	CAL	2	13	6.5	12	0
FORDE, D	CAL	2	8	4.0	5	0
BAKER, S	B.C.	2	7	3.5	5	0
HOLLIDAY, M	HAM	2	7	3.5	9	0
DuBUC, M	WPG	2	4	2.0	5	0
FLUTIE, D	EDM	1	35	35.0	35	0
FLEMING, S	EDM	1	22	22.0	22	0

PLAYER	TEAM	ATTS	YDS	AVE	LG	TDs
MARTINO, A	CAL	1	14	14.0	14	0
NOEL, D	HAM	1	11	11.0	11	0
LONG, T	WPG	1	7	7.0	7	0
MITCHELL, D	TOR	1	6	6.0	6	0
ENGLISH, A	B.C.	1	4	4.0	4	0
MOORE, T	CAL	1	3	3.0	3	0
NORD, K	HAM	1	2	2.0	2	0
ELBERG, B	WPG	1	1	1.0	1	0
SZARKA, C	SSK	1	0	0.0	0	0
ROGERS, J	WPG	1	-1	-1.0	0	0



MIKE PRINGLE




SEAN MILLINGTON

DEFENSIVE AND SPECIAL TEAMS TACKLES

PLAYER	TEAM	TOTAL	DEF	ST	PLAYER	TEAM	TOTAL	DEF	ST	PLAYER	TEAM	TOTAL	DEF	ST
PLESS, W	EDM	116	116	0	REINSON, R	CAL	31	4	27	WATSON, K	MTL	12	12	0
TIGGLE, C	HAM	85	84	1	HAMPTON, W	CAL	30	30	0	BRENNAN, S	WPG	12	6	6
WILLIAMS, K	HAM	83	72	11	BROWN, E	CAL	30	30	0	PERRIN, K	WPG	12	6	6
GRAVELY, T	MTL	83	76	7	ROBERTSON, V	B.C.	30	28	2	RUMOLO, J	HAM	12	5	7
McGRIGGS, L	HAM	82	78	4	BEVILL, B	SSK	30	28	2	WALTERS, K	HAM	12	1	11
BATTLE, G	WPG	82	58	24	GOODS, B	EDM	29	29	0	SCRIVENER, C	WPG	12	12	0
COLEMAN, M	CAL	81	81	0	WETMORE, A	MTL	29	0	29	WALTERS, R	SSK	12	1	11
DAVIS, E	CAL	78	65	13	MAXIE, D	TOR	29	29	0	GRIFFIN, C	WPG	11	9	2
HALL, D	CAL	76	56	20	MILLER, M	EDM	28	11	17	NOGA, G	WPG	11	11	0
O'SHEA, M	TOR	74	44	30	ALEXANDER, T	B.C.	28	25	3	ROBINSON, L	SSK	11	10	1
BENSON, K	SSK	73	58	15	GIDDINGS, R	MTL	27	14	13	McLENNAN, S	MTL	11	6	5
KELLY, M	B.C.	73	68	5	LYONS, D	B.C.	27	27	0	JEAN-PIERRE, L	WPG	11	0	11
JOHNSON, A	CAL	71	66	5	RASHOVICH, D	SSK	27	5	22	CLEMETT, J	CAL	11	0	11
SMITH, A	TOR	70	59	11	SELLERS, M	EDM	27	10	17	WRIGHT, D	HAM	11	0	11
DICKSON, B	B.C.	68	65	3	EUROPE, T	MTL	26	26	0	NIMAKO, G	TOR	11	0	11
PEOPLES, S	WPG	67	67	0	ELBERG, B	WPG	26	18	8	DMYTRYSHYN, D	TOR	11	2	9
STEINAUER, O	HAM	67	65	2	CHAYTORS, D	B.C.	26	26	0	MILES, J	CAL	10	10	0
McCLANAHAN, A	CAL	66	64	2	NASH, H	MTL	26	26	0	PATTERSON, D	SSK	10	10	0
HUNTER, T	MTL	65	64	1	BLUGH, L	EDM	26	26	0	BURSE, T	EDM	10	1	9
VAUGHN, G	HAM	63	55	8	BERNARD, R	MTL	26	12	14	SCRIVENER, G	WPG	9	9	0
BEATTY, D	EDM	61	55	6	DRAWHORN, A	MTL	25	25	0	TOBERT, M	EDM	9	2	7
HARRIS, J	TOR	61	54	7	FLOYD, G	HAM	25	23	2	GOETZ, R	SSK	8	7	1
GIVENS, R	TOR	59	56	3	BONNER, A	TOR	25	21	4	YOUNGER, J	HAM	8	8	0
SMITH, D	TOR	56	44	12	WALDROP, R	TOR	25	25	0	DUCLAIR, F	CAL	8	0	8
ULMER, T	SSK	56	55	1	JOSEPH, D	SSK	25	6	19	SHAW, T	B.C.	8	0	8
FERGUSON, N	WPG	55	52	3	ROBERTS, J	EDM	25	11	14	KELLOGG, J	CAL	7	5	2
HENRY, T	EDM	55	52	3	DAVIS, R	WPG	24	18	6	BOLDUC, A	EDM	7	1	6
REED, K	EDM	55	52	3	ALDRIDGE, M	HAM	24	22	2	TRAVERSY, J	CAL	7	7	0
JURASIN, B	SSK	55	54	1	FINDLAY, B	B.C.	24	14	10	VAN WAES, N	SSK	7	6	1
GALLIS, B	B.C.	54	45	9	CHARBONNEAU,	MTL	24	17	7	HAM, J	EDM	7	1	6
NEWBY, F	MTL	54	49	5	RODGERS, T	WPG	24	24	0	SCHMIDT, B	HAM	7	0	7
WEST, H	HAM	54	54	0	MILLINGTON, S	B.C.	24	4	20	ANDERSON, B	B.C.	7	0	7
MONTFORD, J	HAM	54	48	6	CAMPBELL, M	HAM	23	23	0	BOYKO, A	WPG	7	3	4
SMITH, I	MTL	54	54	0	WILHITE, K	EDM	23	22	1	KNOX, G	CAL	6	6	0
KNIGHT, D	B.C.	53	50	3	MARTIN, E	EDM	23	13	10	FAGAN, T	WPG	6	6	0
HAM, B	WPG	53	49	4	CARTER, G	WPG	22	20	2	ROGERS, S	HAM	6	6	0
RING, J	HAM	52	43	9	VAN HOFWEGEN,	B.C.	22	6	16	EVRAIRE, K	HAM	6	1	5
FLEMING, J	WPG	52	47	5	GORDON, C	MTL	22	21	1	WILLIAMS, R	WPG	6	2	4
SIMMONS, M	TOR	52	49	3	OSBORNE, D	WPG	21	20	1	TREVATHAN, M	B.C.	6	1	5
WILSON, D	B.C.	51	44	7	ANTHONY, C	TOR	21	18	3	BAKER, T	MTL	6	0	6
BURCH, S	MTL	49	47	2	RUFFIN, A	HAM	21	15	6	JOHNSON, W	SSK	5	5	0
FRANK, M	EDM	47	45	2	CAREY, R	SSK	21	19	2	DRINKWALTER, W	WPG	5	0	5
BIGGS, R	CAL	47	30	17	McSEED, L	MTL	21	18	3	ROBINSON, R	WPG	5	5	0
BROWN, T	EDM	47	42	5	CANTOR, N	TOR	21	9	12	SAUNDERS, M	SSK	5	4	1
JOSEPH, D	SSK	47	43	4	YAMAOKA, B	B.C.	21	0	21	SOLES, M	MTL	5	2	3
SMITH, L	TOR	47	41	6	FARRAWAY, M	EDM	21	2	19	MAYFIELD, C	SSK	5	2	3
GARRETT, S	SSK	46	43	3	DENIS, P	EDM	20	7	13	TAGOAI, L	WPG	4	4	0
ROGERS, G	B.C.	46	44	2	HARRIS, C	HAM	20	0	20	ANTOINE, A	MTL	4	0	4
FRERS, G	B.C.	46	44	2	ROGERS, B	TOR	20	7	13	MILLER, P	B.C.	4	0	4
LOCHBAUM, K	B.C.	45	38	7	THOMAS, E	MTL	19	18	1	FRANKLIN, I	EDM	4	3	1
HUMPHRIES, L	B.C.	45	44	1	HENRY, A	CAL	19	2	17	IZQUIERDO, J	CAL	4	0	4
MAEVA, D	B.C.	44	43	1	HOCKING, D	WPG	19	13	6	THORNTON, B	HAM	4	3	1
PETERSEN, D	MTL	44	43	1	HIPSZ, T	MTL	19	19	0	KNIGHT, L	HAM	4	1	3
WHITEHEAD, W	HAM	43	38	5	STEWART, A	TOR	19	19	0	ENGLISH, A	B.C.	4	0	4
PAYTON, E	MTL	43	42	1	MORREALE, M	HAM	19	1	18	BLAIR, D	EDM	4	2	2
KROPKE, J	SSK	43	43	0	GAYLE, R	B.C.	18	17	1	GRIGG, A	HAM	4	2	2
CLARK, G	SSK	42	42	0	SUTTON, E	SSK	18	18	0	FLUTIE, D	EDM	4	4	0
CHATMAN, T	B.C.	42	36	4	THOMAS, E	MTL	17	14	3	DRUMMOND, R	TOR	4	3	1
LEONARD, K	CAL	42	37	5	GLENN, S	B.C.	17	0	17	FLUTIE, D	TOR	4	3	1
CRAFT, D	MTL	42	36	6	PLEASANT, R	EDM	17	17	0	GORDON, R	EDM	4	4	0
HITCHCOCK, R	HAM	42	39	3	DAWSON, D	WPG	17	14	3	VANDERJAGT, M	TOR	4	0	4
CARTHON, R	WPG	41	40	1	BROWN, E	WPG	16	13	3	CLEMONS, M	TOR	4	4	0
HUNTER, M	EDM	41	41	0	JOHNSON, E	TOR	16	8	8	PHILLIPS, J	B.C.	3	3	0
SMALL, D	SSK	39	31	8	BENEFIELD, D	B.C.	16	15	1	KAISER, J	HAM	3	0	3
MacCREADY, D	EDM	39	39	0	MILLER, B	CAL	16	16	0	EVANS, S	CAL	3	3	0
ROGERS, G	SSK	38	33	5	PITCHER, D	WPG	16	1	15	GRIER, D	HAM	3	3	0
JORDAN, A	CAL	38	33	5	GRAHAM, S	WPG	16	5	11	ST. GERMAIN, V	HAM	3	3	0
HOLLAND, R	B.C.	38	33	5	NOEL, D	HAM	16	1	15	COUGHLIN, R	MTL	3	0	3
POPE, M	CAL	38	37	1	PIMISKERN, F	B.C.	16	8	8	HARDY, C	EDM	3	2	1
McMILLON, T	SSK	37	28	9	HORTON, J	WPG	15	13	2	FORDE, D	CAL	3	1	2
WILTSHIRE, K	TOR	37	24	13	GILES, O	TOR	15	14	1	WILLIAMS, N	MTL	3	1	2
MALLET, J	SSK	37	32	5	SIMMONS, J	SSK	15	15	0	PHILPOT, C	B.C.	3	3	0
PHILBRICK, M	HAM	37	37	0	LEWIS, C	CAL	15	3	12	HARRIS, R	EDM	3	3	0
KALIN, J	CAL	36	26	10	SROCHENSKI, R	SSK	15	5	10	AMERSON, A	HAM	3	3	0
MILLER, W	WPG	36	1	35	BOYKO, B	WPG	15	3	12	MASON, K	SSK	3	2	1
CARTER, E	HAM	35	30	5	RAPOSO, J	TOR	14	3	11	FARTHING, D	SSK	3	2	1
HENRY, A	SSK	34	20	14	WASHINGTON, M	MTL	13	5	8	WRIGHT, C	MTL	3	1	2
REID, S	MTL	34	27	7	FRLAN, P	SSK	13	0	13	FLEMING, S	EDM	3	0	3
SCOTT, J	B.C.	33	30	3	CHARLES, H	MTL	13	3	10	MITCHELL, D	TOR	3	3	0
DONELSON, V	SSK	32	30	2	HEPPELL, B	MTL	13	0	13	MOORE, T	CAL	3	2	1
BORGELLA, J	B.C.	31	29	2	CASOLA, N	TOR	13	0	13	McCALLUM, P	SSK	3	0	3
RANDOLPH, P	MTL	31	27	4	ANDERSON, S	CAL	13	13	0	ARMSTRONG, C	MTL	3	3	0
BURKE, P	SSK	31	31	0	SZARKA, C	SSK	13	2	11	PEREZ, C	WPG	2	1	1

DEFENSIVE AND SPECIAL TEAMS TACKLES (Cont'd)

PLAYER	TEAM	TOTAL	DEF	ST	PLAYER	TEAM	TOTAL	DEF	ST
SPANIC, O	HAM	2	0	2	ROCCA, F	WPG	1	0	1
GROENEWEGEN,	EDM	2	2	0	POWE, K	WPG	1	1	0
BURNS, C	CAL	2	1	1	HATFIELD, M	B.C.	1	1	0
SHOLDICE, D	EDM	2	2	0	PATTERSON, R	MTL	1	1	0
CHIU, B	MTL	2	2	0	SHORTS, P	HAM	1	0	1
MACKEY, E	CAL	2	1	1	GIOSKOS, C	TOR	1	1	0
OKEKE, U	MTL	2	2	0	DIXON, M	MTL	1	0	1
HOLMSTROM, M	HAM	2	0	2	FURDYK, T	WPG	1	1	0
EKIYOR, E	WPG	2	2	0	GREENE, A	SSK	1	0	1
HENDRICKSON, S	B.C.	2	2	0	STRODE, A	B.C.	1	1	0
RAYAM, T	EDM	2	1	1	KNOX, K	HAM	1	1	0
VERCHEVAL, P	TOR	2	2	0	HENDRICKSON, C	WPG	1	1	0
KISELAK, M	TOR	2	2	0	NUTTEN, T	HAM	1	1	0
MAZZOLI, N	B.C.	2	2	0	MONROE, J	SSK	1	1	0
MONTANA, D	TOR	2	0	2	DAVIES, D	B.C.	1	0	1
DONALDSON, D	B.C.	2	0	2	GUESS, T	HAM	1	0	1
DANIELS, S	SSK	2	1	1	O'DAY, J	TOR	1	1	0
BAILEY, F	CAL	2	0	2	BRADLEY, C	B.C.	1	1	0
LONG, T	WPG	2	2	0	VANKOUGHNETT,	WPG	1	1	0
CARAVATTA, G	B.C.	2	0	2	MALVEAUX, F	TOR	1	1	0
BROWN, E	MTL	2	2	0	DuBUC, M	TOR	1	0	1
PITTS, A	CAL	2	2	0	JOURDAIN, Y	HAM	1	1	0
SHIPMAN, A	B.C.	2	1	1	MYERS, S	EDM	1	1	0
WIMBLEY, P	HAM	2	2	0	O'BANNON, T	WPG	1	1	0
SMITH, A	HAM	2	2	0	THOMAS, M	HAM	1	1	0
VARGAS, C	WPG	2	2	0	ALFORD, T	WPG	1	1	0
MASOTTI, P	TOR	2	2	0	COLEMAN, M	MTL	1	1	0
JACKSON, A	B.C.	2	1	1	MIMBS, R	SSK	1	1	0
THOMPSON, L	B.C.	2	1	1	CALVILLO, A	HAM	1	1	0
BLOUNT, E	EDM	2	2	0	KIRWAN, A	TOR	1	1	0
GARCIA, J	CAL	2	2	0	SLACK, R	SSK	1	1	0
ALLEN, D	B.C.	2	2	0	McMANUS, D	EDM	1	1	0
McLOUGHLIN, M	CAL	2	0	2	CLIMIE, J	MTL	1	1	0
VAUGHN, T	CAL	2	2	0	PRINGLE, M	MTL	1	1	0
HAM, T	MTL	2	2	0	ANDERSON, K	CAL	1	1	0
WALL, M	MTL	1	0	1	WESTWOOD, T	WPG	1	0	1
MANTYKA, C	B.C.	1	1	0	WILLIAMS, H	EDM	1	1	0
CRYSDALE, J	CAL	1	0	1	OSBALDISTON, P	HAM	1	0	1
ST. JOHN, J	TOR	1	1	0	MARTINO, A	CAL	1	0	1
CONNOP, R	EDM	1	1	0	PASSAGLIA, L	B.C.	1	0	1
MacNEIL, B	WPG	1	1	0	NARCISSE, D	SSK	1	1	0
WILLIAMS, W	TOR	1	1	0	STEGALL, M	WPG	1	1	0
COULTER, C	HAM	1	1	0					
PHILYAW, R	WPG	1	1	0					
PAYNE, D	TOR	1	1	0					
FOLK, C	TOR	1	1	0					



MIKE O'SHEA

TACKLES FOR LOSSES

PLAYER	TEAM	TOTAL	MAX IN GAME	LOSS YARDS	PLAYER	TEAM	TOTAL	MAX IN GAME	LOSS YARDS	PLAYER	TEAM	TOTAL	MAX IN GAME	LOSS YARDS
BATTLE, G	WPG	9	2	30	MacCREADY, D	EDM	3	1	8	RING, J	HAM	2	1	8
PEOPLES, S	WPG	9	2	34	MILLER, B	CAL	3	1	8	HUMPHRIES, L	B.C.	1	1	1
BURCH, S	MTL	7	2	14	DICKSON, B	B.C.	3	1	8	COLEMAN, M	CAL	1	1	1
POPE, M	CAL	7	2	27	O'SHEA, M	TOR	3	1	4	DAVIS, R	WPG	1	1	6
JURASIN, B	SSK	6	2	19	CHAYTORS, D	B.C.	3	1	4	DMYTRYSHYN, D	TOR	1	1	2
MAXIE, D	TOR	6	1	11	CARTER, G	WPG	3	2	10	FINDLAY, B	B.C.	1	1	3
WEST, F	HAM	6	2	16	WHITEHEAD, W	HAM	3	2	4	CHATMAN, T	B.C.	1	1	3
SMALL, D	SSK	6	3	22	DAVIS, E	CAL	3	1	12	GRIER, D	HAM	1	1	1
HALL, D	CAL	6	2	9	ALEXANDER, T	B.C.	3	1	14	HENRY, T	EDM	1	1	4
McCLANAHAN, A	CAL	5	1	11	BENSON, K	SSK	3	1	4	BROWN, E	WPG	1	1	2
SCRIVENER, G	WPG	5	1	12	LEONARD, K	CAL	2	1	5	GORDON, C	MTL	1	1	1
SMITH, D	TOR	5	2	11	GALLIS, B	B.C.	2	1	2	GOETZ, R	SSK	1	1	2
PLESS, W	EDM	5	2	9	STEWART, A	TOR	2	2	3	WILTSHIRE, K	TOR	1	1	1
PHILBRICK, M	HAM	5	1	11	ROBERTSON, V	B.C.	2	1	6	NOEL, D	HAM	1	1	3
FLEMING, J	WPG	5	1	15	ROGERS, G	B.C.	2	1	3	HUNTER, T	MTL	1	1	3
TIGGLE, C	HAM	5	2	11	JOHNSON, A	CAL	2	1	6	MALLETT, J	SSK	1	1	2
GOODS, B	EDM	5	1	17	YOUNGER, J	HAM	2	1	6	HITCHCOCK, R	HAM	1	1	1
PETERSEN, D	MTL	5	1	15	GIDDINGS, R	MTL	2	1	3	RAPOSO, J	TOR	1	1	1
RODGERS, T	WPG	5	2	13	BENEFIELD, D	B.C.	2	1	7	REED, K	EDM	1	1	2
GIVENS, R	TOR	4	2	14	HUNTER, M	EDM	2	1	4	BORGELLA, J	B.C.	1	1	3
PAYTON, E	MTL	4	1	13	MILES, J	CAL	2	1	3	HORTON, J	WPG	1	1	2
MONTFORD, J	HAM	4	2	8	WALDROP, R	TOR	2	2	4	MAEVA, D	B.C.	1	1	1
ULMER, T	SSK	4	3	10	CLARK, J	SSK	2	1	3	HIPSZ, T	MTL	1	1	1
McGRIGGS, L	HAM	4	1	8	HARRIS, J	TOR	2	1	8	VAN HOFWEGEN,	B.C.	1	1	5
BIGGS, R	CAL	4	3	6	BROWN, E	CAL	2	1	4	DAWSON, D	WPG	1	1	5
SCOTT, J	B.C.	4	2	5	GILES, O	TOR	2	2	3	McMILLON, T	SSK	1	1	2
KNIGHT, D	B.C.	4	1	7	MILLINGTON, S	B.C.	2	1	10	CHARBONNEAU,	MTL	1	1	4
ROGERS, G	SSK	3	1	8	CAMPBELL, M	HAM	2	1	5	LOCHBAUM, K	B.C.	1	1	1
KROPKE, J	SSK	3	1	6	BLUGH, L	EDM	2	1	4	ALDRIDGE, M	HAM	1	1	5
McSEED, L	MTL	3	1	8	GRAVELY, T	MTL	2	1	4	JORDAN, A	CAL	1	1	1
HOCKING, D	WPG	3	2	20	NEWBY, H	MTL	2	1	8	ROBERTS, J	EDM	1	1	2
					KELLY, M	B.C.	2	1	2	ROBINSON, L	SSK	1	1	4

TACKLES FOR LOSSES (Cont'd)

PLAYER	TEAM	TOTAL	MAX IN GAME	LOSS YARDS
SIMMONS, M	TOR	1	1	1
TAGOAI, L	WPG	1	1	1
TREVATHAN, M	B.C.	1	1	1
WILSON, D	B.C.	1	1	1
WILLIAMS, K	HAM	1	1	1
OSBORNE, D	WPG	1	1	3
MILLER, M	EDM	1	1	1

PLAYER	TEAM	TOTAL	MAX IN GAME	LOSS YARDS
SMITH, A	TOR	1	1	1
SMITH, I	MTL	1	1	2
KELLOGG, J	CAL	1	1	3
CARTHON, R	WPG	1	1	3
SCRIVENER, C	WPG	1	1	1
CARTER, E	HAM	1	1	2
SMITH, L	TOR	1	1	4


PASS INTERCEPTIONS - KNOCK DOWNS

PLAYER	TEAM	INTS	MAX IN GAME	RET YARDS	LG RET	KNOCK TDs	DOWNDS
STEINAUER, O	HAM	7	2	184	82	1	0
REED, K	EDM	7	2	183	59	2	10
SMITH, L	TOR	6	1	104	42	1	3
ROGERS, G	B.C.	6	2	94	34	0	4
HAM, B	WPG	5	1	105	43	0	4
HENRY, T	EDM	5	1	100	45	0	8
SMITH, A	TOR	5	2	73	37	1	13
HARRIS, J	TOR	5	2	72	53	0	8
HITCHCOCK, R	HAM	5	1	43	29	0	5
CRAFT, D	MTL	5	1	2	2	0	4
GARRETT, S	SSK	4	1	115	47	0	5
BEVILL, B	SSK	4	1	115	49	0	5
NASH, H	MTL	4	1	95	42	2	2
DAVIS, E	CAL	4	2	94	34	0	11
HAMPTON, W	CAL	4	2	80	61	1	9
SMITH, D	TOR	4	1	36	37	0	6
KELLY, M	B.C.	4	2	29	15	0	3
WILSON, D	B.C.	4	1	19	17	0	3
CARTER, E	HAM	4	1	4	3	0	6
HUMPHRIES, L	B.C.	3	1	105	76	1	9
FRERS, G	B.C.	3	1	79	59	0	0
WILLIAMS, K	HAM	3	1	56	30	1	5
PLESS, W	EDM	3	1	55	28	0	1
GAYLE, R	B.C.	3	1	50	46	0	1
CAREY, R	SSK	3	1	36	25	0	0
BATTLE, G	WPG	3	1	32	29	0	1
CARTHON, R	WPG	3	1	28	14	0	3
VAUGHN, G	HAM	3	1	26	19	0	6
EUROPE, T	MTL	3	1	24	17	0	3
HUNTER, T	MTL	3	1	14	12	0	7
SMITH, I	MTL	3	1	0	0	0	14
SUTTON, E	SSK	2	1	47	40	0	3
HOLLAND, R	B.C.	2	1	41	41	0	5
ANTHONY, C	TOR	2	1	41	29	0	1
FERGUSON, N	WPG	2	1	35	33	0	2
GORDON, C	MTL	2	1	32	17	1	4
McGRIGGS, L	HAM	2	1	20	20	0	4
LYONS, D	B.C.	2	1	18	18	0	8
THOMAS, E	MTL	2	2	17	13	0	1
LEONARD, K	CAL	2	1	14	10	0	12
WILTSHIRE, K	TOR	2	1	14	13	0	0
RING, J	HAM	2	1	3	2	0	1
BONNER, A	TOR	2	1	0	0	0	3
BORGELLA, J	B.C.	1	1	112	112	0	4
McLENNAN, S	MTL	1	1	63	63	0	0
DAVIS, R	WPG	1	1	58	58	0	0
MALLETT, J	SSK	1	1	51	51	0	4
FLOYD, G	HAM	1	1	50	50	0	5
RUFFIN, A	HAM	1	1	43	24	0	1
JOHNSON, A	CAL	1	1	37	37	0	2
COLEMAN, M	CAL	1	1	36	36	0	7
DAWSON, D	MTL	1	1	35	35	1	1
BURKE, P	SSK	1	1	33	33	0	3
WILHITE, K	EDM	1	1	32	32	0	4
BROWN, T	EDM	1	1	31	31	0	2
KALIN, J	CAL	1	1	27	27	0	3
MAEVA, D	B.C.	1	1	22	22	0	1
TIGGLE, C	HAM	1	1	20	20	0	3
FRANK, M	EDM	1	1	17	17	0	0
O'SHEA, M	TOR	1	1	13	13	0	1
McMILLON, T	SSK	1	1	8	8	0	5
SELLERS, M	EDM	1	1	8	8	0	1
DAVIES, D	B.C.	1	1	7	7	0	0
GIVENS, R	TOR	1	1	6	6	0	6

PLAYER	TEAM	INTS	MAX IN GAME	RET YARDS	LG RET	KNOCK TDs	DOWNDS
ULMER, T	SSK	1	1	5	5	0	5
BEATTY, D	EDM	1	1	4	4	0	5
FRANKLIN, I	EDM	1	1	4	4	0	0
WALTERS, K	HAM	1	1	3	3	0	0
MACKEY, E	CAL	1	1	2	2	0	0
CAMPBELL, M	HAM	1	1	2	2	0	0
ANDERSON, S	CAL	1	1	1	1	0	1
HALL, D	CAL	1	1	0	0	0	8
BENSON, K	SSK	1	1	0	0	0	3
HIPSZ, T	MTL	1	1	0	0	0	1
DRAWHORN, A	MTL	1	1	0	0	0	1
THOMAS, E	MTL	1	1	0	0	0	0
HUNTER, M	EDM	1	1	0	0	0	0
ROGERS, S	HAM	1	1	0	0	0	0



WILLIE PLESS



ROB HITCHCOCK

QUARTERBACK SACKS

PLAYER	TEAM	MAX IN			PLAYER	TEAM	MAX IN			PLAYER	TEAM	MAX IN		
		TOTAL	GAME	YDS			TOTAL	GAME	YDS			TOTAL	GAME	YDS
PAYTON, E	MTL	14	3	107	CARTER, G	WPG	4	2	57	ALDRIDGE, M	HAM	1	1	7
WHITEHEAD, W	HAM	13	3	104	KROPKE, J	SSK	4	1	26	SMALL, D	SSK	1	1	11
PEOPLES, S	WPG	13	3	114	CAMPBELL, M	HAM	3	1	19	GRAVELY, T	MTL	1	1	6
ALEXANDER, T	B.C.	10	3	73	MILES, J	CAL	3	1	21	HIPSZ, T	MTL	1	1	4
JURASIN, B	SSK	10	2	59	ROBERTS, J	EDM	3	2	9	JOHNSON, A	CAL	1	1	5
ROBERTSON, V	B.C.	9	2	71	POPE, M	CAL	3	1	28	BIGGS, R	CAL	1	1	6
FLEMING, J	B.C.	9	2	48	McSEED, L	MTL	3	1	22	BERNARD, R	MTL	1	1	5
HUNTER, M	EDM	9	2	49	NOGA, G	WPG	3	2	25	THOMAS, E	MTL	1	1	11
MONTFORD, J	HAM	8	2	86	DICKSON, B	EDM	3	1	7	RUMOLO, J	HAM	1	1	4
STEWART, A	TOR	8	1	45	McCLANAHAN, A	CAL	3	1	15	RING, J	HAM	1	1	2
PATTERSON, D	SSK	8	3	52	HALL, D	CAL	3	2	20	CANTOR, N	TOR	1	1	3
RODGERS, T	WPG	8	3	60	KELLY, M	WPG	3	1	30	ROGERS, B	TOR	1	1	7
CHAYTORS, D	B.C.	8	3	47	HOCKING, D	WPG	2	2	20	BATTLE, G	WPG	1	1	5
PHILBRICK, M	HAM	7	2	50	DAVIS, R	WPG	2	1	11	CARTHON, R	WPG	1	1	9
BLUGH, L	EDM	7	3	64	MILLER, M	EDM	2	1	19	TIGGLE, C	HAM	1	1	11
PLESS, W	EDM	7	2	20	BENEFIELD, D	B.C.	2	1	13	SCRIVENER, C	WPG	1	1	4
BURCH, S	MTL	7	2	24	ROBINSON, L	SSK	2	2	9	DAVIS, E	CAL	1	1	6
MAXIE, D	TOR	7	3	53	SCRIVENER, G	WPG	2	1	10	SIMMONS, J	SSK	1	1	6
GIVENS, R	TOR	6	2	57	HENRY, T	EDM	2	1	4	BEATTY, D	EDM	1	1	3
MILLER, B	CAL	5	2	53	MAEVA, D	B.C.	2	1	15	LEONARD, K	CAL	1	1	10
MacCREADY, D	EDM	5	2	32	CHATMAN, T	B.C.	2	1	7	BONNER, A	TOR	1	1	8
WALDROP, R	TOR	5	3	27	HALL, K	CAL	2	1	9	TAGAOI, L	WPG	1	1	5
SMITH, L	TOR	5	4	34	ROGERS, G	SSK	2	1	19	SELLERS, M	EDM	1	1	1
O'SHEA, M	TOR	5	1	36	McGRIGGS, L	HAM	2	2	12	JOSEPH, D	SSK	1	1	1
SIMMONS, M	TOR	4	2	25	ANDERSON, S	CAL	2	1	20	MALLET, J	SSK	1	1	5
GALLIS, B	B.C.	4	2	20	BROWN, E	CAL	2	1	10	FLOYD, G	HAM	1	1	2
MARTIN, E	EDM	4	1	35	KNIGHT, D	B.C.	2	1	18					
GOODS, B	EDM	4	2	38	WILTSHIRE, K	TOR	2	2	17					
WILLIAMS, K	HAM	4	1	27	GARRETT, S	SSK	1	1	19					
BENSON, K	TOR	4	1	23	STEINAUER, O	HAM	1	1	1					
PETERSEN, D	MTL	4	1	22	EUROPE, T	MTL	1	1	7					
SCOTT, J	B.C.	4	1	32	ELBERG, B	WPG	1	1	11					

FUMBLES BY

PLAYER	TEAM	FUM		PLAYER	TEAM	FUM		PLAYER	TEAM	FUM		
		FUM	LOST			FUM	LOST			FUM	LOST	
CALVILLO, A	HAM	12	9	DAWSON, D	WPG	3	2	FARTHING, D	SSK	1	1	
ALLEN, D	B.C.	9	5	DRUMMOND, R	TOR	3	2	CLIMIE, J	MTL	1	1	
MASON, K	SSK	8	6	WETMORE, A	MTL	3	1	FORDE, D	CAL	1	1	
HAM, T	MTL	8	5	SOLES, M	MTL	2	2	MORREALE, M	HAM	1	1	
FOGGIE, R	HAM	8	1	BAKER, T	MTL	2	2	JEAN-PIERRE, L	WPG	1	1	
SLACK, R	SSK	7	5	MASOTTI, P	TOR	2	2	YAMAOKA, B	B.C.	1	1	
VARGAS, C	WPG	7	4	BLAIR, D	EDM	2	2	WILTSHIRE, K	TOR	1	1	
AMERSON, A	HAM	6	5	WILHITE, K	EDM	2	2	DAVIS, E	CAL	1	1	
CLEMONS, M	TOR	6	5	DICKENSON, D	CAL	2	2	SELLERS, M	EDM	1	1	
SHIPMAN, A	B.C.	5	4	FLEMING, S	EDM	2	2	MOORE, T	CAL	1	1	
GARCIA, J	CAL	5	3	CRANDELL, M	EDM	2	2	McLOUGHLIN, M	CAL	1	1	
WILLIAMS, R	WPG	5	3	McCALLUM, P	SSK	2	2	VAUGHN, T	CAL	1	1	
BURSE, T	EDM	5	3	ROGERS, J	WPG	2	2	ULMER, T	SSK	1	1	
MIMBS, R	SSK	4	4	PRINGLE, M	MTL	2	2	STEGALL, M	WPG	1	1	
OSBALDISTON, P	HAM	4	3	WILLIAMS, H	EDM	2	1	PLESS, W	EDM	1	1	
THOMPSON, L	B.C.	4	3	GRAVES, M	MTL	2	1	RUFFIN, A	HAM	1	1	
WRIGHT, C	MTL	4	3	BROWN, W	HAM	2	1	WARE, A	TOR	1	1	
FLUTIE, D	EDM	4	3	PHILPOT, C	B.C.	2	1	BRADLEY, C	B.C.	1	1	
MILLINGTON, S	B.C.	4	3	BOLDUC, A	EDM	2	1	DINNALL, D	SSK	1	0	
KEMP, J	EDM	4	2	BROWN, E	EDM	2	1	MYERS, S	EDM	1	0	
GRIER, P	SSK	4	1	JOURDAIN, Y	HAM	2	0	McDOUGAL, K	WPG	1	0	
ARMSTRONG, C	MTL	3	3	McMANUS, D	EDM	2	0	JOHNSON, A	CAL	1	0	
JACKSON, A	B.C.	3	3	WITCOMBE, M	B.C.	2	0	ALFORD, T	WPG	1	0	
FLUTIE, D	TOR	3	3	GORDON, R	EDM	1	1	CRYSDALE, J	CAL	1	0	
BLOUNT, E	EDM	3	2	McLENNAN, S	MTL	1	1	HARRIS, R	EDM	1	0	
ANDERSON, K	CAL	3	2	VANDERJAGT, M	TOR	1	1					
				FLEETWOOD, M	HAM	1	1					

FUMBLE RECOVERIES

PLAYER	TEAM	REC	YDS	TDs	LG	PLAYER	TEAM	REC	YDS	TDs	LG	PLAYER	TEAM	REC	YDS	TDs	LG
ROBERTSON, V	B.C.	3	30	2	25	HUNTER, M	EDM	2	0	0	0	McSEED, L	MTL	2	30	0	27
KELLY, M	B.C.	3	112	1	84	GRAVELY, T	MTL	2	20	1	20	SMITH, I	MTL	2	0	0	0
THOMAS, E	MTL	3	0	0	0	GIVENS, R	TOR	2	182	2	91	PHILBRICK, M	HAM	1	10	0	10
JOSEPH, D	SSK	3	7	0	7	EUROPE, T	MTL	2	99	1	99	McGRIGGS, L	HAM	1	0	0	0
BONNER, A	TOR	2	0	0	0	DONELSON, V	SSK	2	0	0	0	KROPKE, J	SSK	1	10	0	10
PETERSEN, D	MTL	2	0	0	0	DICKSON, B	B.C.	2	0	0	0	LEONARD, K	CAL	1	0	0	0
MAEVA, D	B.C.	2	37	1	30	CARTER, G	WPG	2	20	0	20	LYONS, D	B.C.	1	0	0	0
OSBORNE, D	WPG	2	0	0	0	BROWN, T	EDM	2	11	0	11	MARTIN, E	EDM	1	0	0	0
BURCH, S	MTL	2	76	0	65	BIGGS, R	CAL	2	0	0	0	RODGERS, T	WPG	1	0	0	0
SMITH, A	TOR	2	22	1	17	McCLANAHAN, A	CAL	2	6	0	6	McLENNAN, S	MTL	1	30	0	30
SMITH, D	TOR	2	5	0	5	HIPSZ, T	MTL	2	0	0	0	O'SHEA, M	TOR	1	0	0	0
GARRETT, S	SSK	2	8	0	8	SMALL, D	SSK	2	5	0	5	PLESS, W	EDM	1	3	0	3
JURASIN, B	SSK	2	5	0	5	HEPPELL, B	MTL	2	5	1	5	POPE, M	CAL	1	14	0	14
SCOTT, J	B.C.	2	0	0	0	RING, J	HAM	2	0	0	0	RASHOVICH, D	SSK	1	0	0	0

FUMBLE RECOVERIES (Cont'd)

PLAYER	TEAM	REC	YDS	TDs	LG	PLAYER	TEAM	REC	YDS	TDs	LG	PLAYER	TEAM	REC	YDS	TDs	LG
NOGA, G	WPG	1	0	0	0	GOODS, B	EDM	1	0	0	0	BEVILL, B	SSK	1	0	0	0
ROGERS, B	TOR	1	0	0	0	McMILLON, T	SSK	1	64	1	64	ANTHONY, C	TOR	1	0	0	0
RUFFIN, A	HAM	1	0	0	0	WILHITE, K	EDM	1	20	1	20	FLEMING, J	WPG	1	7	0	7
SCRIVENER, G	WPG	1	0	0	0	DANIELS, S	SSK	1	0	0	0	WILSON, D	B.C.	1	0	0	0
SIMMONS, M	TOR	1	65	1	65	REID, S	MTL	1	0	0	0	NOEL, D	HAM	1	0	0	0
NIMAKO, G	TOR	1	0	0	0	PIMISKERN, F	B.C.	1	0	0	0	SMITH, L	TOR	1	0	0	0
SZARKA, C	SSK	1	0	0	0	FLOYD, G	HAM	1	0	0	0	BURSE, T	EDM	1	0	0	0
BERNARD, R	MTL	1	0	1	0	FAGAN, T	WPG	1	0	0	0	CHATMAN, T	B.C.	1	0	0	0
MILES, J	CAL	1	0	0	0	SIMMONS, J	SSK	1	0	0	0	JEAN-PIERRE, L	WPG	1	0	0	0
BROWN, E	WPG	1	10	0	10	MILLER, B	CAL	1	0	0	0	PATTERSON, D	SSK	1	0	0	0
PERRIN, K	WPG	1	32	1	32	KNIGHT, D	B.C.	1	0	0	0	PEOPLES, S	WPG	1	4	0	4
BURKE, P	SSK	1	0	0	0	THORNTON, B	HAM	1	0	0	0	NEWBY, H	MTL	1	0	0	0
CHAYTORS, D	B.C.	1	0	0	0	BROWN, E	CAL	1	0	0	0	FERGUSON, N	WPG	1	0	0	0
COLEMAN, M	CAL	1	0	0	0	TAGOAI, L	WPG	1	0	0	0	DUCLAIR, F	CAL	1	36	1	36
CRAFT, D	MTL	1	2	0	2	SELLERS, M	EDM	1	43	0	43	CARTHON, R	WPG	1	19	0	19
HENDRICKSON, C	WPG	1	0	0	0	CARTER, E	HAM	1	0	0	0	DANIELSEN, V	CAL	1	0	0	0
TRAVERSY, J	CAL	1	0	0	0	MALLETT, J	SSK	1	0	0	0	CAREY, R	SSK	1	45	0	45
HALL, D	CAL	1	9	0	9	WHITEHEAD, W	HAM	1	0	0	0	REINSON, R	CAL	1	0	0	0
ELBERG, B	WPG	1	0	0	0	WRIGHT, C	MTL	1	0	0	0	TIGGLE, C	HAM	1	1	0	1
RUMOLO, J	HAM	1	0	0	0	WEST, F	HAM	1	41	1	41	BLAIR, D	EDM	1	0	0	0
FINDLAY, B	B.C.	1	0	0	0	SUTTON, E	SSK	1	0	0	0	CASOLA, N	TOR	1	0	0	0
FRANK, M	EDM	1	0	0	0	BEATTY, D	EDM	1	0	0	0	WETMORE, A	MTL	1	0	0	0
FRERS, G	B.C.	1	0	0	0	ROGERS, S	HAM	1	0	0	0	BRENNAN, S	WPG	1	0	0	0
JOHNSON, E	TOR	1	3	0	3	MONTFORD, J	HAM	1	0	0	0						

KICKOFF RETURNS

PLAYER	TEAM	RET	YDS	TDs	PLAYER	TEAM	RET	YDS	TDs	PLAYER	TEAM	RET	YDS	TDs
COLEMAN, M	CAL	52	1297	0	ROGERS, S	HAM	5	100	0	ROBERTS, J	EDM	2	20	0
CLEMONS, M	TOR	49	1117	0	STEINAUER, O	HAM	6	97	0	GORDON, R	EDM	1	18	0
WILLIAMS, H	EDM	52	1105	0	SMITH, L	TOR	5	94	0	MITCHELL, D	TOR	1	17	0
WRIGHT, C	MTL	52	1088	0	HASKINS, T	MTL	4	94	0	PITCHER, D	WPG	2	17	0
SHIPMAN, A	B.C.	35	751	0	WALL, M	MTL	3	92	0	GOODS, B	EDM	1	14	0
DAWSON, D	WPG	27	667	0	ULMER, T	SSK	4	67	0	SELLERS, M	EDM	1	14	0
RUFFIN, A	SSK	31	664	0	MALVEAUX, F	TOR	3	65	0	DONALDSON, D	B.C.	1	14	0
MONTGOMERY, WPG	29	640	0	BAILEY, F	CAL	3	63	0	THOMAS, E	B.C.	2	13	0	
PRINGLE, M	MTL	21	479	0	ALFORD, T	WPG	2	60	0	CASOLA, N	TOR	1	13	0
GRIER, P	SSK	17	430	0	WINANS, T	SSK	5	59	0	KNIGHT, L	HAM	1	12	0
THOMPSON, L	B.C.	17	353	0	HITCHCOCK, R	HAM	4	58	0	SMITH, D	TOR	1	10	0
HARRIS, R	SSK	18	311	0	WILLIAMS, R	WPG	3	54	0	BENEFIELD, D	B.C.	1	10	0
JOURDAIN, Y	HAM	12	250	0	BROWN, W	HAM	5	50	0	IZQUIERDO, J	CAL	1	9	0
BAKER, S	SSK	10	237	0	COLEMAN, M	MTL	2	44	0	GIDDINGS, R	MTL	2	9	0
PHILPOT, C	B.C.	12	224	0	WILLIAMS, N	MTL	3	44	0	ARMSTRONG, C	MTL	3	7	0
SMITH, A	HAM	10	217	0	DINNALL, D	SSK	3	43	0	NOEL, D	HAM	1	6	0
BLOUNT, E	EDM	13	200	0	FRERS, G	B.C.	3	41	0	ANTOINE, A	MTL	1	5	0
STEGALL, M	WPG	6	199	0	LEE, J	TOR	1	41	0	SMALL, D	WPG	2	4	0
ELBERG, B	WPG	8	196	0	WILHITE, K	HAM	2	34	0	HUNTER, M	EDM	1	3	0
MAYFIELD, C	SSK	8	196	0	AMERSON, A	HAM	2	34	0	RODGERS, T	WPG	1	3	0
ANDERSON, K	CAL	11	184	0	ENGLISH, A	B.C.	2	27	0	DANIELSEN, V	CAL	2	1	0
VAUGHN, T	CAL	8	157	0	WILTSHIRE, K	TOR	3	27	0					
LONG, T	WPG	8	150	0	SAUNDERS, M	TOR	1	26	0					
BAKER, S	WPG	8	134	0	WALTERS, R	SSK	3	25	0					
GAYLE, R	B.C.	8	128	0	BAKER, S	B.C.	1	21	0					
CUNNINGHAM, J	B.C.	4	118	0	DAVIS, R	WPG	1	21	0					

PUNT RETURNS

PLAYER	TEAM	YDS	RET	YDS/RET	PLAYER	TEAM	YDS	RET	YDS/RET	PLAYER	TEAM	YDS	RET	YDS/RET
CLEMONS, M	TOR	1070	111	9.6	MAYFIELD, C	SSK	97	7	13.9	BEVILL, B	SSK	6	1	6.0
WILLIAMS, H	EDM	821	84	9.8	BAKER, S	WPG	86	18	4.8	BOYKO, B	WPG	6	1	6.0
WRIGHT, C	MTL	771	84	9.2	GAYLE, R	B.C.	57	4	14.3	PHILPOT, C	B.C.	5	1	5.0
SHIPMAN, A	B.C.	665	52	12.8	RUFFIN, A	HAM	57	13	4.4	SAUNDERS, M	TOR	5	1	5.0
DAWSON, D	WPG	525	59	8.9	SMITH, A	TOR	51	7	7.3	FARTHING, D	SSK	5	1	5.0
COLEMAN, M	CAL	481	56	8.6	BAKER, S	SSK	43	7	6.1	TREVATHAN, M	B.C.	4	1	4.0
ULMER, T	SSK	330	33	10.0	BAILEY, F	CAL	25	1	25.0	BURKE, P	SSK	4	1	4.0
VAUGHN, T	CAL	326	36	9.1	COLEMAN, M	MTL	23	3	7.7	DONELSON, V	SSK	0	1	0.0
GRIER, P	SSK	232	26	8.9	HASKINS, T	MTL	17	3	5.7	CRAFT, D	MTL	0	1	0.0
THOMPSON, L	B.C.	224	27	8.3	GRIGG, A	HAM	16	6	2.7	CARTHON, R	WPG	0	1	0.0
BLAIR, D	EDM	221	18	12.3	GORDON, R	EDM	13	2	6.5	JOHNSON, A	CAL	0	1	0.0
HARRIS, R	SSK	215	27	8.0	DINNALL, D	SSK	12	2	6.0	KALIN, J	MTL	-1	1	-1.0
WILHITE, K	HAM	203	30	6.8	BAKER, S	B.C.	12	2	6.0					
STEGALL, M	WPG	146	8	18.3	BLOUNT, E	EDM	9	1	9.0					
DAVIS, R	WPG	144	14	10.3	WEST, F	HAM	9	1	9.0					
STEINAUER, O	HAM	137	27	5.1	CUNNINGHAM, J	B.C.	9	1	9.0					
ROGERS, S	HAM	117	21	5.6	ENGLISH, A	B.C.	8	3	2.7					
					WINFIELD, E	HAM	6	2	3.0					

KICKOFFS

PLAYER	TEAM	AVE	YARDS	NUM	LG	SING	PLAYER	TEAM	AVE	YARDS	NUM	LG	SING
FLEMING, S	EDM	60.9	4,751	78	87	3	ANDERSON, B	B.C.	52.5	2,728	52	67	0
BAKER, T	MTL	60.5	4,842	80	86	1	PASSAGLIA, L	B.C.	13.7	41	3	18	0
McLOUGHLIN,	CAL	60.1	5,286	88	82	0							
WESTWOOD, T	WPG	59.6	4,707	79	91	1							
VANDERJAGT,	TOR	58.8	6,650	113	88	2							
OSBALDISTON,	HAM	56.9	4,499	79	74	0							
McCALLUM, P	SSK	56.1	3,870	69	86	0							
CARAVATTA, G	B.C.	52.8	1,266	24	67	0							

PUNTING

PLAYER	TEAM	GROSS			PUNTS	LG	SING	PLAYER	TEAM	NET			PUNTS	LG	SING
		AVE	AVE	YARDS						AVE	AVE	YARDS			
VANDERJAGT, M	TOR	44.9	44.9	5,303	118	80	7	PASSAGLIA, L	B.C.	41.3	41.3	4,703	114	76	4
MARTINO, A	CAL	44.6	44.6	5,396	121	79	7	McCALLUM, P	SSK	41.2	41.2	5,568	135	79	2
BAKER, T	MTL	44.4	44.4	4,932	111	80	6	FLEMING, S	EDM	40.6	40.6	4,667	115	91	9
OSBALDISTON, P	HAM	43.6	43.6	6,411	147	82	4								
CAMERON, R	WPG	43.3	43.3	6,192	143	67	1								

FIELD GOALS

PLAYER	TEAM	MADE	TRIED	PCT	MAX IN GAME	AVG YDS	LG FG	PLAYER	TEAM	MADE	TRIED	PCT	MAX IN GAME	AVG YDS	LG FG
McCALLUM, P	SASK	40	57	70.2%	7	34.3	52	OSBALDISTON, P	HAM	24	42	57.1%	4	31.0	57
McLOUGHLIN, M	CAL	39	51	76.5%	5	36.6	52								
WESTWOOD, T	WPG	39	54	72.2%	6	30.4	56								
PASSAGLIA, L	B.C.	35	45	77.8%	4	30.4	50								
BAKER, T	MTL	34	52	65.4%	4	33.2	52								

CONVERTS

PLAYER	TEAM	MADE	TRIED	PCT	PLAYER	TEAM	MADE	TRIED	PCT
VANDERJAGT, M	TOR	77	77	100.0%	OSBALDISTON, P	HAM	31	31	100.0%
McLOUGHLIN, M	CAL	50	50	100.0%					
BAKER, T	MTL	50	50	100.0%					
PASSAGLIA, L	B.C.	43	43	100.0%					
FLEMING, S	EDM	41	41	100.0%					
WESTWOOD, T	WPG	40	40	100.0%					
McCALLUM, P	SSK	34	34	100.0%					

2-PT CONVERTS

CONVERTS ATTEMPTED

PLAYER	TEAM	ATTEMPTED
CALVILLO, A	HAM	5
HAM, T	MTL	4
McMANUS, D	EDM	3
GARCIA, J	CAL	3
KEMP, J	EDM	2
VARGAS, C	WPG	2
SLACK, R	SSK	2
MASON, K	SSK	2
McDOUGAL, K	WPG	2
FOGGIE, R	HAM	2
McGRIGGS, L	HAM	1
GRIGG, A	HAM	1
DICKENSON, D	CAL	1
FLUTIE, D	TOR	1
ALLEN, D	B.C.	1

CONVERTS MADE

PLAYER	TEAM	MADE
PITTS, A	CAL	2
FLUTIE, D	EDM	2
CLEMONS, M	TOR	2
GARCIA, J	CAL	1
BLAIR, D	EDM	1
ROGERS, J	WPG	1
WIMBLEY, P	HAM	1
PRINGLE, M	MTL	1
NARCISSE, D	SSK	1
McGRIGGS, L	HAM	1
KNIGHT, L	HAM	1
GORDON, R	EDM	1
DANIELS, S	SSK	1

BEST PERFORMANCES OF 1997

LONGEST PLAYS

RUSHING:	78	DRUMMOND	TOR	vs	EDM	AUGUST 14
PASS RECEPTION:	105	STEGALL	WPG	vs	MTL	SEPTEMBER 12
FIELD GOAL MADE:	57	OSBALDISTON	HAM	vs	CAL	OCTOBER 13
PUNT:	91	FLEMING	EDM	vs	SSK	SEPTEMBER 28
PUNT RETURN:	92	DAWSON	WPG	vs	SSK	AUGUST 31
KICKOFF:	91	WESTWOOD	MTL	vs	WPG	SEPTEMBER 12
KICKOFF RETURN:	87	WRIGHT	TOR	vs	B.C.	SEPTEMBER 14
MISSED FG RETURN:	94	WRIGHT	MTL	vs	B.C.	AUGUST 30
INTERCEPTION RETURN:	112	BORGELLA	WPG	vs	SSK	AUGUST 31
FUMBLE RETURN:	99	EUROPE	MTL	vs	WPG	OCTOBER 19

SCORING - INDIVIDUAL

MOST POINTS:	24	DRUMMOND	TOR	vs	MTL	JULY 31
MOST TDs:	4	DRUMMOND	TOR	vs	MTL	JULY 31
MOST FIELD GOALS:	7	MCCALLUM	SSK	vs	EDM	SEPTEMBER 28
MOST SINGLES:	5	OSBALDISTON	HAM	vs	CAL	SEPTEMBER 21
MOST CONVERTS:	9	VANDERJAGT	TOR	vs	WPG	SEPTEMBER 7

SCORING - TEAM

POINTS ONE TEAM:	66	TOR	vs	WPG	SEPTEMBER 7
POINTS BOTH TEAMS:	91	TOR (66)	vs	WPG (25)	SEPTEMBER 7

RUSHING - INDIVIDUAL

CARRIES:	4	PLAYERS WITH 26 CARRIES EACH
YARDS:	212	WILLIAMS WPG vs B.C. OCTOBER 24
	212	MILLINGTON B.C. vs SSK AUGUST 15
TDs:	4	DRUMMOND TOR vs MTL JULY 31

RUSHING - TEAM

CARRIES, ONE TEAM:	37	EDM	vs	WPG	OCTOBER 12
CARRIES, BOTH TEAMS:	57	CAL (35)	vs	WPG (22)	AUGUST
YARDS, ONE TEAM:	244	WPG	vs	SSK	OCTOBER 24
YARDS, BOTH TEAMS:	380	B.C. (215)	vs	MTL (165)	AUGUST 30
TDs ONE TEAM:	4	TOR	vs	MTL	JULY 31
	4	EDM	vs	WPG	AUGUST 7
TDs BOTH TEAMS:	5	MTL (3)	vs	WPG (2)	JULY 3

PASS RECEPTIONS - INDIVIDUAL

RECEPTIONS:	15	FLUTIE	EDM	vs	WPG	AUGUST 7
	15	CLEMONS	TOR	vs	B.C.	OCTOBER 4
YARDS:	266	JACKSON	B.C.	vs	WPG	JULY 19
TDs:	3	MITCHELL	TOR	vs	MTL	OCTOBER 26
	3	DRUMMOND	TOR	vs	WPG	SEPTEMBER 7
GAIN PER REC. (MIN 10):	16.7	CLIMIE	MTL	vs	SSK	OCTOBER 3

PASSING - INDIVIDUAL

PASS ATTEMPTS:	57	ALLEN	B.C.	vs	HAM	SEPTEMBER 26
PASS COMPLETIONS:	34	ALLEN	B.C.	vs	HAM	SEPTEMBER 26
YARDS NET PASSING:	498	FOGGIE	HAM	vs	WPG	OCTOBER 5
PASSING % (MIN 20):	84.6	ALLEN	B.C.	vs	EDM	SEPTEMBER 13

PASSING - TEAM

ATTEMPTS, ONE TEAM:	58	B.C.	vs	HAM	SEPTEMBER 26
ATTEMPTS, BOTH TEAMS:	90	WPG (38)	vs	EDM (52)	AUGUST 7
COMPLETE, ONE TEAM:	36	EDM	vs	WPG	AUGUST 7
COMPLETE, BOTH TEAMS:	58	CAL (29)	vs	EDM (29)	OCTOBER 5
YARDS, ONE TEAM:	595	EDM	vs	WPG	AUGUST 7
YARDS, BOTH TEAMS:	833	WPG (238)	vs	EDM (595)	AUGUST 7

PUNTING - INDIVIDUAL

NO OF PUNTS:	13	PASSAGLIA	B.C.	vs	WPG	JULY 19
PUNTING YARDS:	550	PASSAGLIA	B.C.	vs	WPG	JULY 19
PUNTING AVERAGE:	54.4	MARTINO	CAL	vs	HAM	OCTOBER 13

PUNT RETURNS - INDIVIDUAL

NO OF RETURNS:	11	CLEMONS	TOR	vs	B.C.	OCTOBER 4
RETURN YARDS:	144	WRIGHT	MTL	vs	HAM	JUNE 27

KICKOFF RETURNS - INDIVIDUAL

NO OF RETURNS:	4	PLAYERS WITH 7 EACH				
RETURN YARDS:	170	COLEMAN	CAL	vs	TOR	AUGUST 7
	170	WRIGHT	MTL	vs	WPG	SEPTEMBER 12

UNSUCCESSFUL FIELD GOAL RETURNS - INDIVIDUAL

NO OF RETURNS:	4	WILLIAMS	EDM	vs	SSK	SEPTEMBER 28
RETURN YARDS:	141	WRIGHT	MTL	vs	WPG	AUGUST 30

INTERCEPTION RETURNS - INDIVIDUAL

NO OF RETURNS:	11	PLAYERS WITH 2 EACH				
RETURN YARDS:	112	BORGELLA	WPG	vs	SSK	AUGUST 31

FUMBLE RETURNS - INDIVIDUAL

NO OF RETURNS:	2	OSBORNE	WPG	vs	B.C.	SEPTEMBER 19
	2	MCSEED	MTL	vs	B.C.	AUGUST 9
	2	SCOTT	B.C.	vs	EDM	SEPTEMBER 13
RETURN YARDS:	99	EUROPE	MTL	vs	WPG	OCTOBER 19
MOST TDs:	1	17 PLAYERS WITH 1 EACH				

DEFENCE - INDIVIDUAL

DEFENSIVE TACKLES:	11	JORDAN	CAL	vs	EDM	JUNE 25
	11	PLESS	EDM	vs	CAL	SEPTEMBER 5
	11	CHATMAN	B.C.	vs	MTL	AUGUST 9
SPECIAL TEAM TACKLES:	6	GLENN	B.C.	vs	TOR	JULY 24
	6	MILLER	WPG	vs	SSK	OCTOBER 24
COMBINED TACKLES	13	CHATMAN	B.C.	vs	MTL	AUGUST 9
QUARTERBACK SACKS:	4	SMITH, L	TOR	vs	WPG	SEPTEMBER 7

CFL RECORDS SET OR TIED IN 1997

Team	Record	Date
Most Converts, Regular Season Game:	9 - Toronto	Sept. 7, 1997
Most Defensive Tackles, Grey Cup Game:	53 - Saskatchewan	Nov. 16, 1997
Most Defensive Tackles, Both Teams, Grey Cup Game:	88 - Saskatchewan (53), vs. Toronto (35)	Nov. 16, 1997
Individual		
All-Time Most Regular Season Wins:	148 - Don Matthews, B.C., Tor., Ssk., Balt.	1987 - 1987, 1990 - 1997
All-Time Most First Place Finishes:	7 - Don Matthews, B.C., Tor., Ssk., Balt.	83,84,85,87,95,96,97
Most Grey Appearances:	6 - Don Matthews, B.C., Tor., Ssk., Balt.	83,85,94,95,96,97
Most Regular Seasons Played:	22 - Lui Passaglia, B.C.	1976 - 1997
Most Games with Pass Receiving Touchdowns, All-Time Regular Season:	72 - Allen Pitts, Cal.	1990 - 1997
Most 100+ Rushing Games, Regular Season:	10 - Mike Pringle, Mtl.	1997
Most Rushing Yards, Quarterback, All-Time Regular Season:	7612 - Damon Allen, Edm., Ott., Ham., Mps., B.C.	1985 - 1997
Most Seasons with a Pass Reception in All Games, Regular Season:	9 - Don Narcisse, Ssk.	1987 - 1997
Highest Average Gain per Pass Reception, Regular Season:	26.5 - Milt Stegall, Wpg.	1997
Most Converts, Regular Season Game:	9 - Mike Vanderjagt, Tor.	Sept. 7, 1997
Most Field Goals, One Quarter, Regular Season:	4 - Paul McCallum, Ssk.	Edmonton at Saskatchewan Sept. 28, 1997
Most Kickoff Return Yards, All-Time Regular Season:	6227 - Henry Williams, Edm.	1986 - 1988, 1990 - 1997
Most Kickoff Returns, All-Time Regular Season:	286 - Henry Williams, Edm.	1986 - 1988, 1990 - 1997
Most Combined Yards, All-Time Regular Season:	21266 - Micheal Clemons, Tor.	1989 - 1997
Most Combined Yards, Regular Season:	3840 - Micheal Clemons, Tor.	1997
Most Fumble Return Yards, Regular Season:	182 - Reggie Givens, Tor.	1997
Most Rushing Yards, Playoff Game:	264 - Michael Pringle, Mtl.	B.C. at Montreal Nov. 2, 1997
Most Punt Return Yards, Playoff Season:	218 - Chris Wright, Mtl.	1997
Most Pass Attempts, Grey Cup:	171 - Doug Flutie, B.C., Cal., Tor.	1990 - 1997
Most Pass Completions, Grey Cup:	108 - Doug Flutie, B.C., Cal., Tor.	1990 - 1997
Most Passing Yards, Grey Cup:	1421 - Doug Flutie, B.C., Cal., Tor.	1990 - 1997
Most Interception Returns, Grey Cup Game:	2 - Lester Smith, Tor.	Nov. 16, 1997
Longest Kickoff Return, Grey Cup Game:	95 - Adrian Smith, Tor.	Nov. 16, 1997
Most Special Team Tackles, Grey Cup Game:	4 - Donald Smith, Tor.	Nov. 16, 1997

1997 TEAM-BY-TEAM GAME PARTICIPATION

MONTREAL

Antoine, Andy	10
Armstrong, Chris	18
Baker, Terry	18
Beaton, Bruce	18
Bernard, Ray	13
Bjorn, Kai	3
Burch, Swift	18
Charbonneau, Steve	18
Charles, Hency	18
Chiu, Bryan	12
Clark, Brian	1
Climie, Jock	18
Coleman, Millard	11
Coughlin, Ryan	17
Craft, Douglas	18
Dixon, Mark	7
Drawhorn, Anthony	7
Europe, Tom	9
Fort, Neal	18
Giddings, Rahsaan	18
Gordon, Charles	11
Gravelly, Tracy	17
Graves, Marvin	13
Ham, Tracy	18
Haskins, Thomas	2
Heppell, Bruno	13
Hipsz, Tom	18
Hunter, Torey	17
Jusdanis, Larry	6
Kalin, John	4
McLennan, Spencer	7
McSeed, Larry	10
Montana, Denis	10
Nash, Harold	15
Newby, Henry	4
Okeke, Uzooma	18
Patterson, Roosevelt	2
Payton, Elfrid	18
Petersen, Doug	18
Phillips, Micah	1
Pringle, Mike	17
Randolph, Paul	7
Reid, Stefen	14
Smith, Irvin	18
Smith, Kirk	1
Soles, Michael	18
Sutherland, Mike	18
Thomas, Edward	7
Wall, Marcus	1
Washington, Mark	2
Watson, Ken	3
Wetmore, Alan	18
Williams, Nigel	14
Wright, Chris	18

TORONTO


Anthony, Charles	9
Benson, Ken	18
Bonner, Antonious	8
Cantor, Noah	18
Casola, Norm	18
Clemons, Michael	18
Dmytryshyn, Duane	18
Drummond, Robert	15
DuBuc, Matt	16
Flutie, Doug	18
Folk, Chad	18
Giles, Oscar	5
Gioskos, Chris	17
Givens, Reggie	18
Harris, Johnnie	18
Hoffman, Jim	1
Jackson, Jack	3
Johnson, Eric	6
Kirwan, Andre	18
Kiselak, Mike	18
Lee, James	2
Malveaux, Felman	3
Masotti, Paul	18
Maxie, Demetrious	18
Mitchell, Derrell	18
Montana, Denis	3
Nimako, George	18
O'Day, Jeremy	18
O'Shea, Michael	18
Patterson, Roosevelt	1
Payne, Dan	18
Raposo, John	18
Rogers, Brendan	18
Saiter, Steven	1
Saunders, Mike	7
Simmons, Marcello	18
Smith, Adrion	18
Smith, Donald	14
Smith, Lester	18
Stewart, Andrew	18
Vanderjagt, Mike	18
Vercheval, Pierre	18
Waldrop, Rob	17
Ware, Andre	18
Williams, Willie	17
Wiltshire, Kelly	18

HAMILTON

Aldridge, Melvin	7
Alford, Ted	3
Amerson, Archie	15
Bailey, David	1
Brown, Willie	3
Burgos, Joe	7
Calvillo, Anthony	12
Campbell, Michael	12
Carter, Eric	17
Cawley, Mike	8
Davies, Doug	8
Evraire, Ken	13
Fleetwood, Marquel	3
Floyd, Gonzalo	11
Foggie, Rickey	9
Grier, Derek	2
Grigg, Andrew	18
Guess, Terry	2
Harris, Cooper	16
Hitchcock, Rob	18
Holliday, Marcus	1
Johnson, Johnny	1
Jourdain, Yonel	6
Kaiser, Jason	2
Knight, Lee	12
Knox, Kevin	3
Long, Ted	5
McCullough, Jason	1
McGriggs, Lamar	7
McNerney, Pat	1
Montford, Joe	18
Morrelae, Mike	18
Noel, Dean	13
Nord, Kendrick	2
Nutten, Tom	13
Osbaldiston, Paul	18
Philbrick, Mike	18
Prinsen, Tim	16
Quiney, Colin	13
Ring, Justin	18
Rogers, Sam	5
Ruffin, Aaron	9
Rumolo, Joe	18
Sanderson, Dale	1
Schmidt, Blaine	18
Shorts, Peter	8
Simmons, Charlie	1
Smith, Ashaundai	15
Spanic, Obrand	3
St. Germain, Val	18
St. John, Jude	8
Steinauer, Orlondo	18
Thomas, Markus	7
Thornton, Burt	10
Tiggle, Calvin	18
Vaughn, Gerald	18
Walters, Kyle	16
West, Frank	17
Whitehead, Willie	15
Wilhite, Kenny	12
Williams, K.D.	3
Wimbley, Prince	13
Winfield, Earl	6
Wright, Donovan	18
Younger, Jermaine	18

WINNIPEG

Alford, Ted	5
Annuziata, Sandy	1
Baker, Shalon	5
Battle, Greg	18
Bjorn, Kai	7
Borgella, Jocelyn	5
Boyko, Allan	16
Boyko, Bruce	18
Brennan, Sammie	7
Brown, Errol	4
Cameron, Bob	18
Carter, Grant	9
Carthon, Reggie	17
Davis, Robert E.	7
Dawson, Dexter	16
Ekiyor, Emil	3
Elberg, Brad	11
Fagan, Tommy	3
Ferguson, Nick	15
Garrett, Shannon	16
Graham, Sean	18
Griffen, Courtney	4
Hamilton, Brandon	18
Hendrickson, Craig	18
Henry, Andrew	6
Hocking, Doug	13
Holmstrom, Mark	7
Horton, Jeff	3
Jean-Pierre, Leonard	5
Knight, DeWayne	14
Long, Ted	2
MacNeil, Brett	18
McDougal, Kevin	13
Mihelic, Mike	14
Miller, Wade	18
Montgomery, Tyrone	8
Noga, George	8
O'Bannon, Turhon	8
Osborne, Dee	7
Peoples, Shonte	13
Perez, Chris	18
Perrin, Kesley	11
Philyaw, Raymond	5
Pitcher, David	16
Powe, Keith	2
Robinson, Robert	10
Rocca, Frank	15
Rodgers, Tyrone	16
Rogers, Joseph	7
Scrivener, Colin	18
Scrivener, Glen	11
Small, Darnell	4
Stegall, Milt	18
Tagoai, Leuea	3
Van Hofwegen, Harry	7
Vankoughnett, Dave	18
Vargas, Chris	18
Westwood, Troy	18
Williams, Ronald	14



1997 TEAM-BY-TEAM GAME PARTICIPATION

SASKATCHEWAN

Alexander, Troy	18
Baker, Shannon	4
Bevill, Bryce	18
Burke, Patrick	13
Carey, Ryan	18
Clark, Greg	8
Comiskey, Dan	5
Coulter, Carl	18
Daniels, Shawn	8
Dinnal, Dave	4
Donelson, Ventson	11
Fairbrother, Benjamin	18
Farthing, Dan	18
Frlan, Paul	13
Goetz, Ron	2
Greene, Andrew	5
Grier, Profail	7
Harris, Rod	13
Hendrickson, Scott	13
Henry, Andrew	5
Johnson, William	3
Joseph, Dale	18
Joseph, Darren	18
Jurasin, Bobby	18
Kropke, John	18
Makowsky, Gene	18
Mallett, Jason	16
Mason, Kevin	18
Maurer, Mike	4
Mayfield, Curtis	18
McCallum, Paul	18
McGriggs, Lamar	10
McMillon, Todd	12
Mimbs, Robert	10
Monroe, James	13
Narcisse, Donald	18
Newby, Henry	9
Rashovich, Dan	16
Robinson, Lybrant	8
Rogers, Gary	9
Sarkisian, Steve	3
Saunders, Mike	8
Simmons, Jason	8
Slack, Reggie	15
Small, Darnell	5
Srochenski, Randy	18
Sutton, Eric	6
Szarka, Chris	17
Terry, John	18
Ulmer, John	16
Van Waes, Nelson	13
Walters, Rick	18
Williams, K.D.	10
Winans, Tydus	2

CALGARY

Anderson, Kelvin	18
Anderson, Steve	10
Bailey, Fred	6
Bernard, Ray	5
Biggs, Raymond	18
Brown, Ernie	14
Burns, Chris	18
Burris, Henry	1
Childress, Fred	18
Clemett, Jason	18
Coleman, Marvin	18
Crysdale, Jamie	18
Danielsen, Vince	17
Davis, Eddie	17
Dickenson, Dave	18
Duclair, Farrell	17
Evans, Stacy	2
Forde, Duane	18
Garcia, Jeff	17
Hall, Darryl	18
Hampton, William	12
Henry, Aldi	14
Izquierdo, J.P.	15
Jean-Pierre, Leonard	1
Johnson, Alondra	15
Jordan, Alfred	13
Kalin, John	13
Kellogg, Jackie	2
Knox, Greg	4
Leonard, Kenton	15
Lewis, Chris	18
Mackey, Earl	2
Martino, Tony	18
McClanahan, Anthony	15
McLoughlin, Mark	18
McNeil, Jay	18
Meyer, Rohn	18
Miles, Jermaine	6
Miller, Bronzell	9
Moore, Travis	18
Patterson, DeWayne	9
Pitts, Allen	11
Pope, Marvin	18
Reinson, Roger	18
Robinson, Robert	2
Rogers, Joseph	6
Romano, Rocco	18
Traversy, Jeff	18
Vaughn, Terry	18
Wilcox, Gerald	2

EDMONTON

Beatty, Derrick	16
Blair, Donald	17
Blount, Eric L.	17
Blugh, Leroy	18
Bolduc, Andre	9
Brown, Eddie	13
Brown, Trent	17
Burse, Tony	13
Connop, Rod	18
Crandell, Marcus	4
Denis, Patrice	18
Dickson, Bruce	18
Faraway, Mark	18
Fleming, Sean	18
Flutie, Darren	17
Frank, Malcolm	16
Franklin, Ian	10
Goods, Bennie	14
Gordon, Robert	18
Groenewegen, Leo	18
Hamilton, Jay	11
Hardy, Chris	8
Henry, Tommy	18
Hunter, Malvin	18
Kemp, Jimmy	18
MacCready, Derek	18
Martin, Errol	18
McManus, Danny	15
Miller, Maurice	11
Morris, Chris	18
Myers, Shannon	5
Pleasant, Reggie	7
Pless, Willie	18
Rayam, Thomas	17
Reed, Kavis	18
Roberts, Jed	18
Rogers, Glenn, Jr.	18
Sellers, Mike	16
Sholdice, Derek	15
Stevenson, Victor	18
Tobert, Marc	17
Williams, Henry	18

B.C.

Allen, Damon	18
Anderson, Bret	13
Baker, Shalon	2
Benefield, Daved	7
Benoit, Sheldon	1
Bradley, Chuck	14
Brennan, Sammie	6
Bryan, Victor	2
Caravatta, Giulio	18
Chatman, Tyrone	10
Chaytors, Dave	12
Cunningham, James	1
Davies, Doug	8
Donaldson, Dave	12
Drinkwalter, Wayne	10
Elewonibi, Mo	18
English, Andrew	16
Findlay, Brooks	11
Fleming, Joe	18
Frers, Greg	18
Furdyk, Todd	18
Gallis, B.J.	12
Gayle, Rashid	6
Glenn, Steve	6
Hatfield, Mark	7
Holland, Robert	15
Humphries, Leonard	17
Jackson, Alfred	17
Jean-Pierre, Leonard	3
Kelly, Maurice	18
Lochbaum, Kelly	11
Lyons, Damion	16
Maeva, David	9
Mantyka, Cory	18
Mazzoli, Nick	6
Miller, Martin	9
Millington, Sean	16
Passaglia, Lui	18
Philpot, Cory	14
Pimiskern, Frank	16
Richards, Nicholas	4
Robertson, Virgil	18
Scott, Johnny	16
Shaw, Trevor	18
Shipman, Alfred	11
Strode, Andre	1
Taras, Jamie	18
Thomas, Eddie Lee	5
Thompson, Larry	16
Trevathan, Mike	18
Van Hofwegen, Harry	10
Wilson, Don	12
Withycombe, Mike	15
Yamaoka, Brad	18

